

Guelph Wellington Paramedic Service

Joint Social Services and Land Ambulance Committee

April 10, 2024

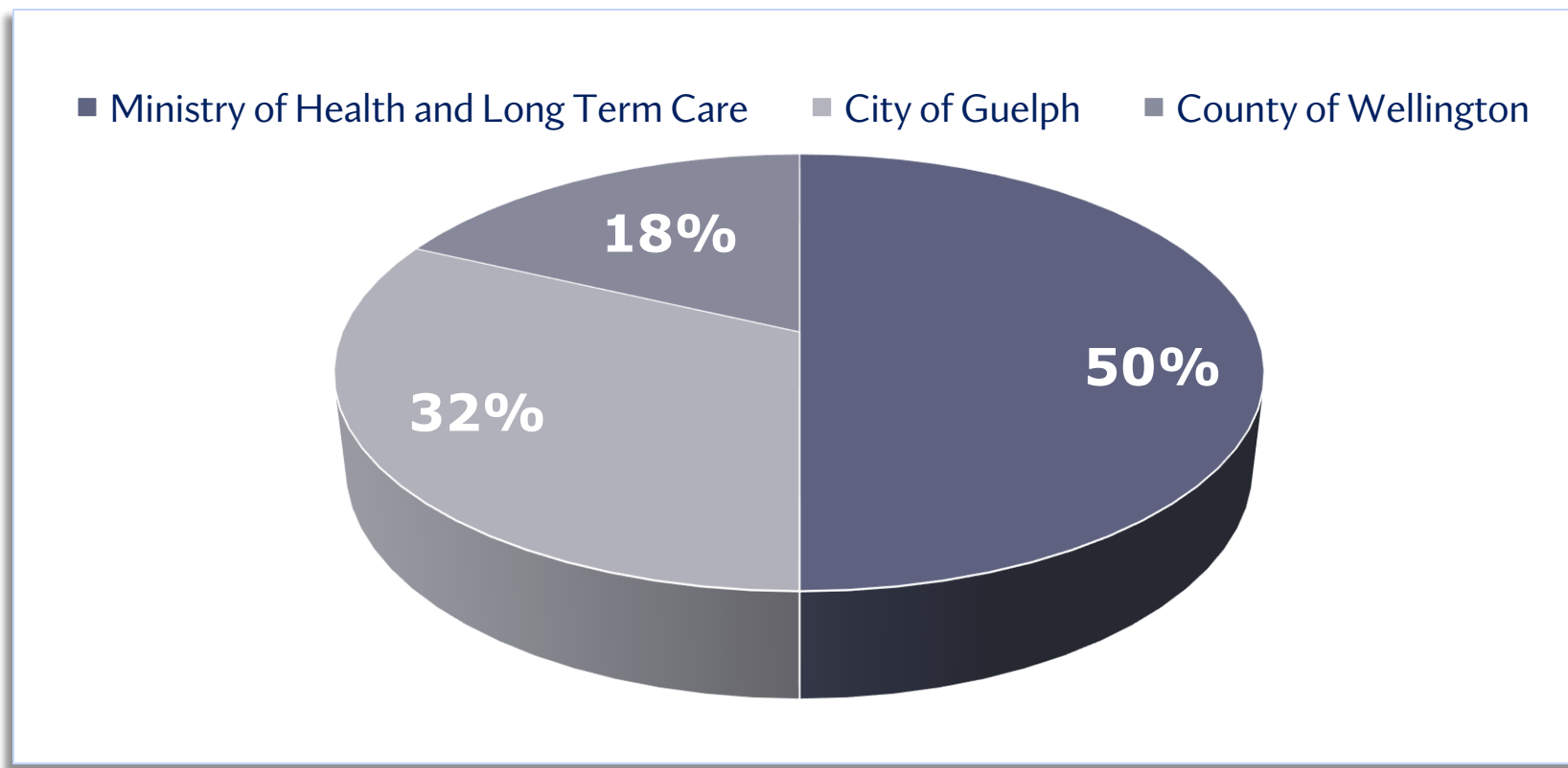
Paramedic Service - Overview



Service History



Service Cost Sharing (2023)



Rebranding

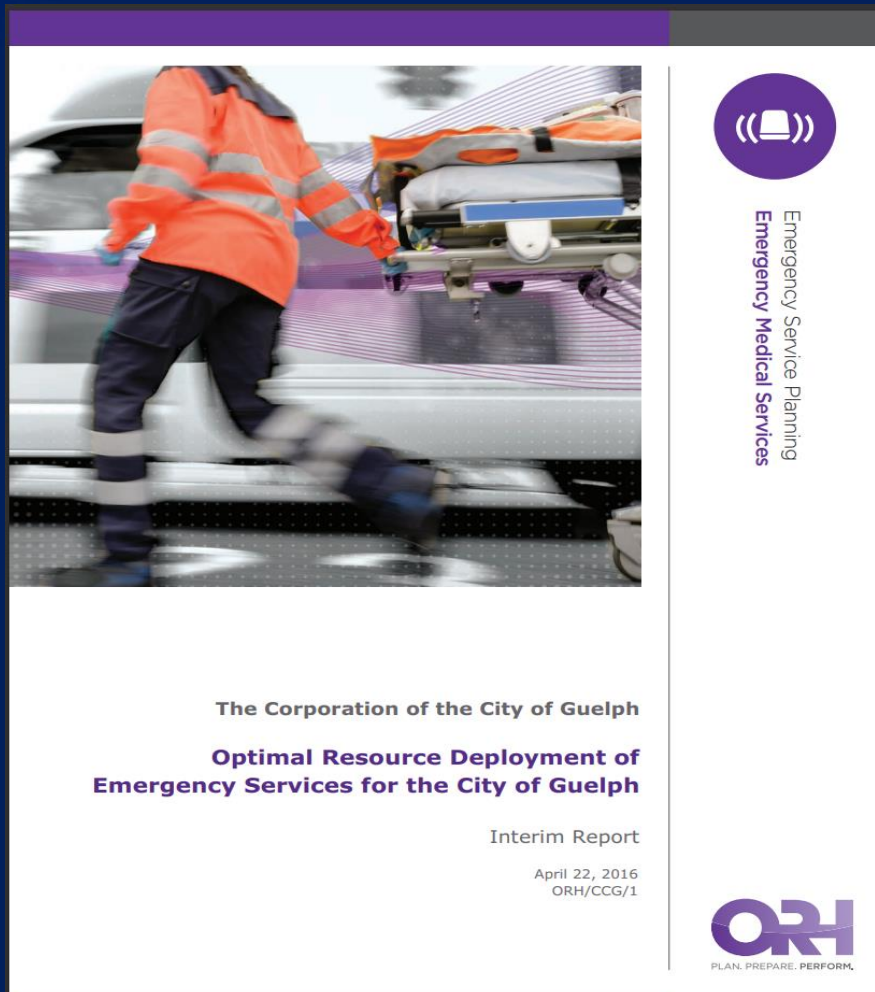
From



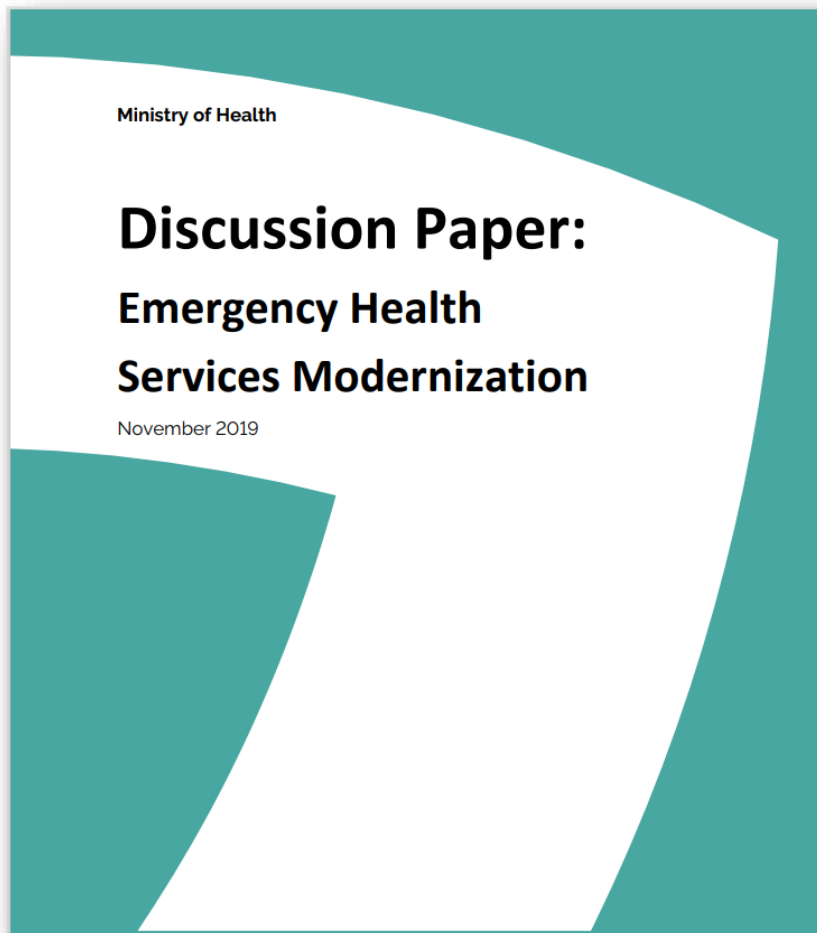
To




Consultant's Report - 2016



Service Modernization



Paramedic Station Needs Assessment

 **RDHA**

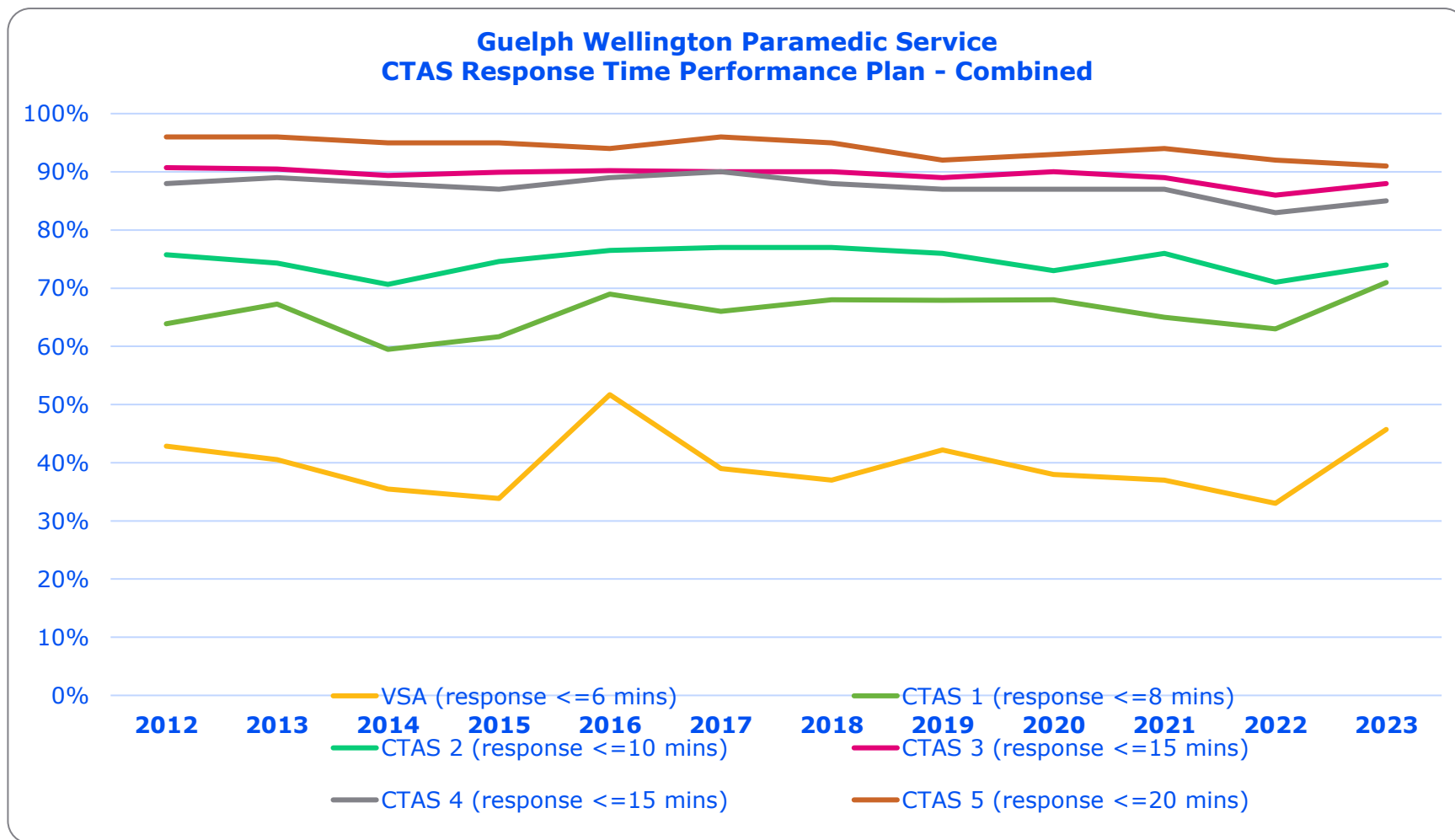
**City of Guelph
Facility Needs Assessment
for the Guelph Fire Department
and the Guelph Wellington
Paramedic Service**

Presented by: Stirling Rothesay Consulting Inc.
in association with RDH Architects

Date: November 7, 2022.
DRAFT REPORT



Paramedic Response Times



Average and 90th Response Times

		GUELPH WELLINGTON PARAMEDIC SERVICE CODE 4 RESPONSE TIME TRENDS: 2017-2023											
		2012	2013	2014	2015	2016	2017	2018	2019	2020	2021	2022	2023
Combined	Number of Code 4 calls	10,131	10,674	11,305	12,755	14,037	15,728	16,111	16,626	15,506	17,264	18,045	17,091
	90th %tile	12:16	12:10	12:28	12:14	12:22	12:53	12:27	12:07	12:29	12:36	14:00	13:18
	Average	07:24	07:10	07:39	07:22	07:23	07:11	07:02	07:02	07:28	07:39	08:08	07:48
City of Guelph	Number of Code 4 calls	6,664	6,996	7,312	8,193	9,015	10,188	10,237	10,749	9,843	11,052	11,251	11,031
	90th %tile	10:38	10:37	11:05	10:36	10:09	10:01	09:58	10:24	10:08	10:00	10:32	09:58
	Average CrwNtf-ArrScn	06:58	06:59	07:25	06:57	06:36	06:32	06:27	06:51	07:00	06:49	06:53	06:38
County of Wellington	Number of Code 4 calls	3,467	3,678	3,993	4,562	5,022	5,540	5,874	5,877	5,663	6,212	6,794	6,060
	90th %tile	15:58	15:57	15:55	16:35	16:33	16:16	16:03	15:48	16:00	16:00	17:14	16:35
	Average	09:05	08:59	09:09	09:42	09:47	09:34	09:29	09:23	09:30	09:28	10:15	09:54
Puslinch	Number of Code 4 calls	529	521	635	620	701	724	814	812	647	781	839	774
	90th %tile	15:56	15:57	15:52	16:28	16:40	15:36	15:57	15:15	15:00	15:00	16:32	16:32
	Average	10:31	10:32	10:39	11:07	10:51	10:15	10:20	10:08	10:06	09:58	10:43	11:13
Erin	Number of Code 4 calls	278	269	313	555	656	645	663	645	682	598	643	531
	90th %tile	20:52	20:42	19:05	19:16	19:25	19:27	18:20	18:17	18:00	19:01	20:42	19:58
	Average	14:53	14:14	12:23	12:54	13:21	12:54	12:45	12:18	12:18	12:52	13:29	13:28
Minto	Number of Code 4 calls	362	466	433	473	472	531	559	596	582	629	672	608
	90th %tile	12:17	14:05	13:58	15:11	13:56	14:56	15:09	16:11	17:00	16:33	17:24	16:35
	Average	07:54	08:25	08:22	09:08	09:10	09:11	09:18	09:57	10:30	10:10	11:14	10:39
Centre Wellington	Number of Code 4 calls	1,044	1,076	1,125	1,220	1,366	1,616	1,690	1,836	1,785	1,985	2,057	1,948
	90th %tile	12:41	12:58	12:30	13:07	13:46	13:28	13:20	13:25	13:00	13:31	14:11	13:59
	Average	06:52	07:00	06:50	07:07	07:25	07:28	07:39	07:28	07:30	07:39	08:06	07:57
Guelph-Eramosa	Number of Code 4 calls	505	539	590	790	846	899	997	897	851	995	1,193	896
	90th %tile	15:46	14:50	15:17	15:15	15:08	15:35	15:17	14:53	15:00	14:49	16:07	15:30
	Average	09:32	09:26	09:46	09:44	09:37	09:56	09:48	09:38	09:44	09:37	10:28	10:14
Mapleton	Number of Code 4 calls	195	204	255	274	295	318	309	308	305	334	413	406
	90th %tile	22:17	20:57	20:40	23:04	22:52	22:23	21:11	19:09	21:00	20:38	21:49	19:59
	Average	14:44	14:11	14:00	15:32	15:38	14:44	13:24	12:35	13:49	12:52	13:16	11:50
Wellington North	Number of Code 4 calls	554	603	642	630	686	807	842	783	811	890	977	897
	90th %tile	14:38	14:41	15:08	15:31	15:16	15:47	15:59	16:07	15:52	16:29	18:10	16:51
	Average	07:22	07:08	08:10	08:16	08:07	08:15	08:02	08:45	08:29	08:49	09:59	09:11


Source: ADDS, MDH Data Warehouse.

Criteria: Dispatched priority = 4, Overall priority = 4, Valid T2_Notified, Valid T4_ArrivedScene, PickupUpperTier=37, 0 < T2T4 < 7200 secs.

Professional, Dedicated Staff



Community Paramedicine Program



Hospital Offload Delays



