



COUNTY OF WELLINGTON

COMMITTEE REPORT

To: Chair and Members of the Administration, Finance and Human Resources Committee
From: Ken DeHart, County Treasurer
Date: Tuesday, April 25, 2023
Subject: **Canada Community Building Fund Report as of December 31, 2022**

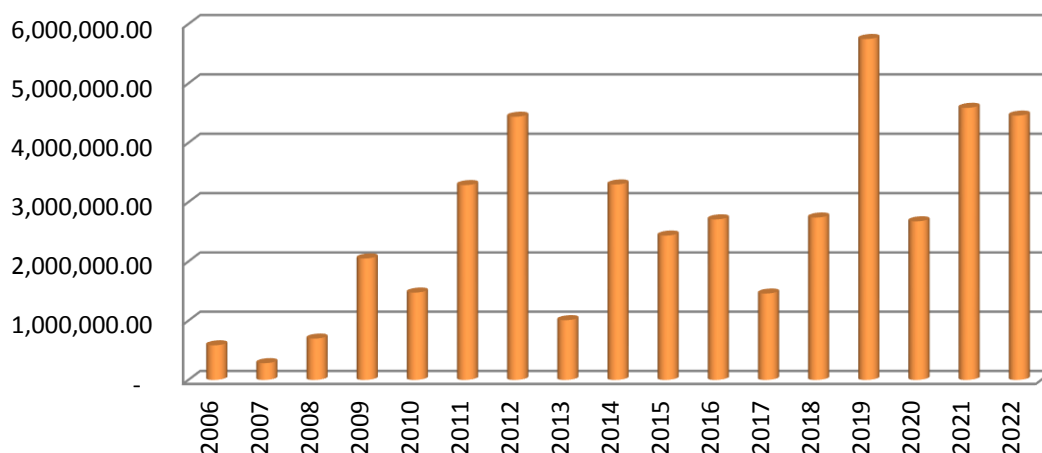
Background:

The agreement for the transfer of Canada Community Building Fund revenues (formerly, Federal Gas Tax) under the New Deal for Cities and Communities was originally signed in 2005. The purpose of these funds is to invest in environmentally sustainable municipal infrastructure. In 2014, the County entered into a new agreement with the Association of Municipalities of Ontario (AMO) for the Transfer of Federal Funds. The agreement expands on the eligible categories and requires that municipalities clearly demonstrate that projects funded with federal dollars be prioritized based on an asset management framework.

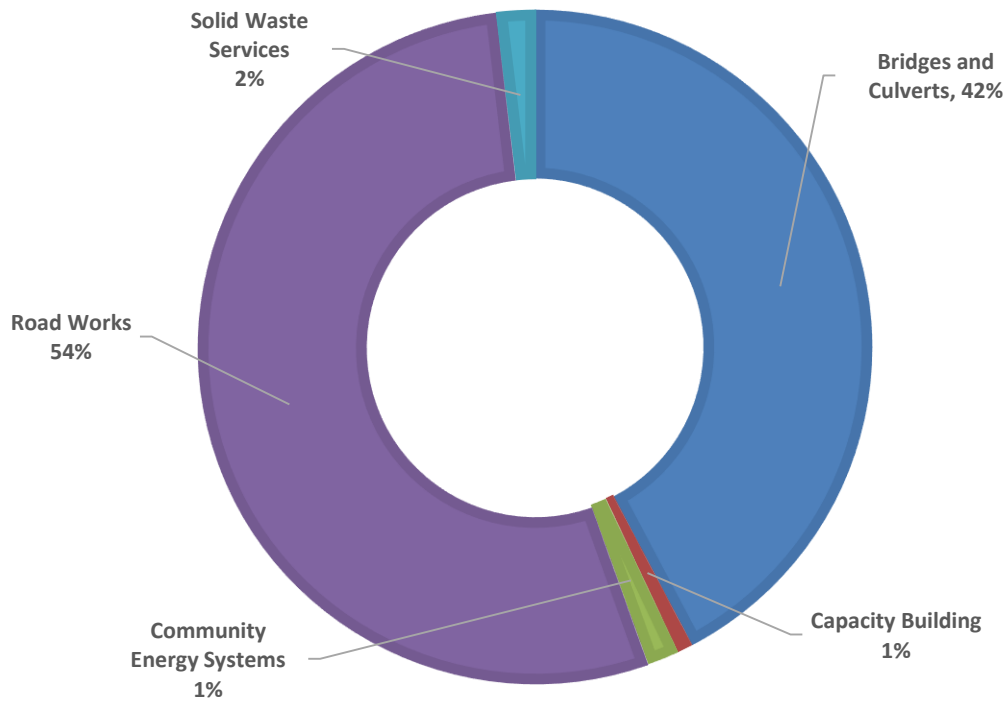
Since its inception in 2005 the County has received \$47,124,987 in Federal funding and invested \$43,938,380 in local infrastructure, solid waste services, capacity building and community energy systems. The difference plus interest earned sits in the Reserve Fund (\$5,382,865) and is reflected as deferred revenue (to be used for future projects) on the County's financial statements. The 2023 budget includes \$3.0 million investments in roads, bridges and culverts with continued investment of \$30.2 million over the next nine years.

The following charts summarize the County's spending by year, project type and department. The projects funded to date are detailed in Schedule A.

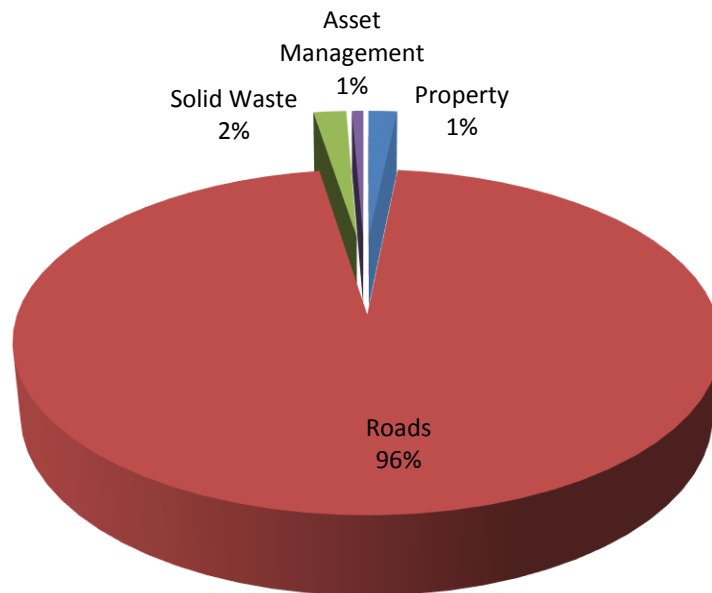
CCBF Investment by Year



CCBF Investment by Project Type



CCBF Investment by Department



Schedule A
County of Wellington Canada Community Building Fund Summary

Funds Received to December 31, 2022		\$ 47,124,987		
Project expenditures to December 31, 2022	Total Expenditure	Gas Tax	Other Funding	Total Funding
Asset Management Software	285,335	285,335	-	285,335
Solar Panel Projects	889,606	664,265	225,341	889,606
Facilities and Components Study	67,900	50,000	17,900	67,900
WR 50, Third Line to WR 24	6,683,126	1,000,000	5,683,126	6,683,126
WR12, Culvert # 120070 & 120240	392,565	319,264	73,301	392,565
WR86, Culvert# 86170 & 86180, design and liner	457,908	446,751	11,157	457,908
WR 87, Maitland O'flow Bridge B87137	552,171	447,171	105,000	552,171
WR87, Maitland River Bridge B87138	1,664,437	1,000,000	664,437	1,664,437
Bridge 00044 Atkinson Bridge	1,036,130	261,130	775,000	1,036,130
WR29 to WR 124 1.2 km S Pulverize + 90mm	317,708	317,708	-	317,708
WR 16, Clvrt C160090, Liner	442,615	292,615	150,000	442,615
WR 30, WR 39 to WR86, 1.7km	615,000	465,000	150,000	615,000
WR 7, Bridge # 07059 Elora Gorge Bridge Deck	115,750	115,750	-	115,750
WR 14 Gordonville Br N to Line 8 2.7km	1,045,584	628,000	417,584	1,045,584
WR19 Fergus to second line Part A	3,716,010	2,963,400	752,609	3,716,010
WR 29, 1.2km south of WR 124 to Hwy 7	788,607	564,699	223,908	788,607
WR 125 BWC Project	271,057	271,057	-	271,057
WR 45, Road/Slope @ WR 12	1,003,411	643,213	360,199	1,003,411
2021 Pavement Condition Study	63,600	48,923	14,677	63,600
2021 Pavement Preservation	2,949,401	2,942,916	6,484	2,949,401
WR 109, Bridges 128, 128 & 141	1,247,227	850,000	397,227	1,247,227
WR 10, McGivern St Moorefield	3,481,772	825,250	2,656,521	3,481,772
WR 11, Culvert 11005, design and liner	338,993	332,361	6,633	338,993
WR9 WR8 to Mid of Conc 3/4	824,433	801,974	22,459	824,433
WR10 Rothsay Urban to Hillwood	1,270,565	820,565	450,000	1,270,565
WR12 Bonded Wearing Course	244,485	242,892	1,593	244,485
WR14 300m s of Hwy 89	605,792	570,374	35,418	605,792
2022 Pavement Preservation	2,068,439	1,800,000	268,439	2,068,439
WR 38, Guelph to Hwy 6, 3.7km	1,266,834	1,073,588	193,246	1,266,834
WR 109 at WR 5 Intersection	1,447,865	275,000	1,172,865	1,447,865
WR 51, WR7 to Hwy 6 2.3 km	3,957,686	715,095	3,242,591	3,957,686
WR 7, Bosworth Bridget, B007028	374,217	116,943	257,274	374,217
WR 10 Moorefield Bridge, 010023, design and rehab	394,071	262,500	131,571	394,071
WR 10 Wyandot Bridge. 010024, design and rehab	1,590,530	1,141,667	448,862	1,590,530
WR 16 Penfold Bridge # 16038, design & rehabilitation	1,337,720	870,000	467,720	1,337,720
WR 30, Bridge B030124 Replace	893,828	593,828	300,000	893,828
WR 5 Culvert, 9km south of 7th line design and widen	117,620	97,620	20,000	117,620
WR 12, Culvert 12086, design and rehab	702,135	49,635	652,500	702,135
WR 12, Culvert C12087, Replace	324,274	229,274	95,000	324,274
WR 10, WR 86 to Conc 4, 5.4km	1,256,089	1,136,089	120,000	1,256,089
WR 16, WR 15 to hwy 89	764,377	612,077	152,300	764,377
WR 39 WR 30 to WR 51 3.1km	452,141	326,641	125,500	452,141
WR 87 Hwy 23 to Minto / Howick	1,190,778	1,040,778	150,000	1,190,778
WR 5, Culvert C050780, Rehab	453,812	178,812	275,000	453,812
WR 7, Culvert C071270, Rehab	340,922	100,000	240,922	340,922
WR 11, Culvert C110920 Rehab	284,551	190,551	94,000	284,551
WR 21, Badley Bridge 021057 Sidewalk	173,779	101,779	72,000	173,779
WR 86, Conestogo River Bridge B086125	1,652,478	726,239	926,239	1,652,478
WR 16, B016118 Rehab	262,653	234,056	28,597	262,653
WR 21, Badley Bridge Replacement	8,112,105	1,700,000	6,412,105	8,112,105
WR 22 Bridge 22107 Rehab	107,043	92,043	15,000	107,043
WR 18, Salem Bridge B018050	4,427,320	2,895,000	1,532,320	4,427,320
WR 14, Gordonville Bridge, 014005, design and replace	2,539,479	2,139,479	400,000	2,539,479

Schedule A County of Wellington Canada Community Building Fund Summary				
Project expenditures to December 31, 2022	Total Expenditure	Gas Tax	Other Funding	Total Funding
WR46 Carroll Pond Puslinch	1,043,736	1,043,736	-	1,043,736
WR 18, WR 7 to Avruskin	3,093,076	750,000	2,343,076	3,093,076
WR 7, Culvert #07051, liner	233,372	233,372	-	233,372
WR 7, Culvert # 07096, liner	346,751	346,751	-	346,751
Bridge # 10021 Maxwell Bridge	464,478	394,478	70,000	464,478
Bridge # 12094, McGrath Br Charles St Arthur	466,318	466,318	-	466,318
Watson Road Bridge	296,346	296,346	-	296,346
WR 21, Culvert N of 8th Line Centre Wellington	142,263	132,263	10,000	142,263
WR5 Conc 4/5 to WR 109 3.6 km Recycle	671,411	671,411	-	671,411
WR 123 to WR 8, 5.0 km Recycle	751,743	375,871	375,872	751,743
Speedside N 3.6km to 200m S Old TL Recycle	658,147	658,147	-	658,147
WR 14, Tucker to 400m N of SR 9	1,913,215	883,215	1,030,000	1,913,215
Riverstown Equipment Garage	784,486	584,500	199,986	784,486
Methane Gas Collection Riverstown	232,664	232,664	-	232,664
Grand totals	78,961,940	43,938,380	35,023,560	78,961,940

Recommendation:

That the Canada Community Building Fund Report as of December 31, 2022 be received for information.

Respectfully submitted,



Ken DeHart, CPA, CGA
County Treasurer