



Corporation of the County of Wellington

Police Services Board

Minutes

October 13, 2021

Council Chambers

Present:	Warden Kelly Linton Councillor David Anderson Lisa MacDonald (Vice-Chair) Joanne Ross-Zuj (Chair) Gary Williamson
Also Present:	Councillor Jeff Duncan Inspector Paul Richardson, Detachment Commander Dean Korn, Staff Sergeant Steve Thomas, Staff Sergeant Angelica Babiera, Reporter, Guelph Today
Staff:	Donna Bryce, County Clerk Ken DeHart, County Treasurer Mark Montgomery, Support Technician Kelly-Ann Wingate, Purchasing and Risk Analyst Scott Wilson, Board Secretary

1. Call to Order

At 9:00 am, the Chair called the meeting to order.

2. Declaration of Pecuniary Interest

There were no declarations of pecuniary interest.

3. Minutes for Approval

1/8/21

Moved by: Councillor Anderson

Seconded by: Lisa MacDonald

That the minutes of the September 8, 2021 meeting of the Wellington County Police Services Board be adopted.

Carried

4. Delegation:

4.1 Human Trafficking and Sexual Assault Presentation

2/8/21

Moved by: Gary Williamson

Seconded by: Councillor Anderson

That the Human Trafficking and Sexual Assault Presentation by Beth Hickey, Provincial Constable, Youth Resiliency Officer, Elizabeth Kent, Executive Director, Victim Services Wellington and Sarah Bowers-Peter, Programme Coordinator, Crime Stoppers Guelph-Wellington and Barb Lustgarten-Evoy, Community Volunteer be received for information.

Carried

5. Financial Statements and Variance Projections as of September 30, 2021

3/8/21

Moved by: Lisa MacDonald

Seconded by: Gary Williamson

That the Financial Statements and Variance Projections as of September 30, 2021 be approved.

Carried

6. 2022 OPP Billing Package and 2020 Reconciliation

4/8/21

Moved by: Lisa MacDonald

Seconded by: Councillor Anderson

That the County Treasurer's report regarding the 2022 OPP Annual Billing Package and 2020 Year-End Reconciliation be received for information.

Carried

7. Detachment Commander's Report - September 2021

5/8/21

Moved by: Councillor Anderson

Seconded by: Lisa MacDonald

That the Detachment Commander's Report for September 2021 be received for information.

Carried

8. September 2021 Parking Ticket Report

6/8/21

Moved by: Gary Williamson

Seconded by: Lisa MacDonald

That the September 2021 Parking Ticket Report be received for information.

Carried

9. September 2021 False Alarm Revenue Report

7/8/21

Moved by: Gary Williamson

Seconded by: Lisa MacDonald

That the September 2021 False Alarm Revenue Report be received for information.

Carried

10. Closed Meeting

8/8/21

Moved by: Lisa MacDonald

Seconded by: Gary Williamson

That the Police Services Board move into a closed meeting for the purpose of considering intimate financial or personal matters and public security or other matters that may be disclosed of such a nature, having regard to the circumstances, that the desirability of avoiding their disclosure in the interest of any person affected or in the public interest outweighs the desirability of adhering to the principle that proceedings be open to the public.

11. Adjournment

At 11:34 am, the Chair adjourned the meeting until November 10, 2021 or at the call of the Chair.

Joanne Ross-Zuj
Chair
Police Services Board



CRIME 
STOPPERS
GUELPH WELLINGTON
1-800-222-TIPS (8477)
www.csgw.tips

Wellington County OPP

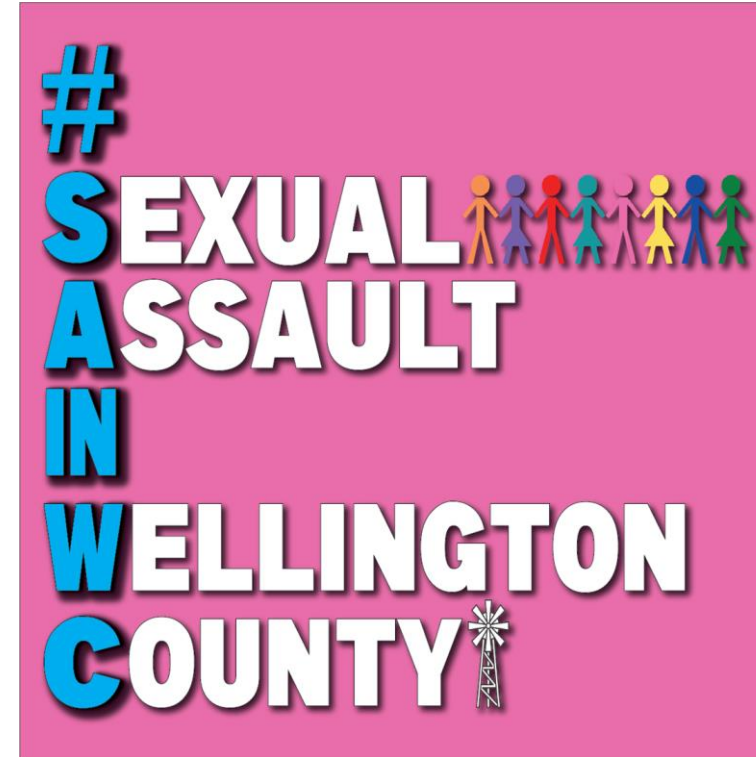
Victim Services
Wellington

Crime Stoppers Guelph
Wellington

#HTINWC

#SAINWC

#WESTANDWITHYOU



Two-part messaging

Provincial Grant

1-year Community Safety and Policing (CSP) Grant – Provincial Priorities Funding Stream

Goal:

- Create awareness of Human Trafficking & Sexual Assault in rural communities
- Support police actions to improve the response to and support for those affected by HT and SA by taking a multi-sector and survivor-centric approach.

Grant was written by Wellington County OPP with assistance from Victim Services Wellington and Crime Stoppers Guelph Wellington.



Our Focus

- Support for victims and survivors of sexual violence, harassment and Human Trafficking (HT) (primarily Sex Trafficking)
- Training to police and community partners in trauma-informed approaches
 - considers the pervasive nature of trauma and promotes environments of healing and recovery rather than practices and services that may inadvertently re-traumatize.
- Proactive and strategic campaign to raise awareness and educate the public

Awareness & Prevention

A thin, dark vertical line is positioned to the right of the text, extending from the top of the text area down to the bottom of the text area.

Wellington County OPP

PC BETH HICKEY

OPP Involvement

- Training of officers and community partners in trauma-informed approach with victims and survivors
- Education and Awareness
- Preventative and proactive- reaching out to both parents and youth to educate recruitment/grooming “red flags”
- Reducing stigma to make victim/survivors feel informed, protected and supported
- Improved response for HT and SA victims/survivors
- Support community safety partners to take proactive measures to support victims/survivors and reduce numbers of those that are trafficked/exploited





Where are the stats?

- HT is hard to measure as most cases go unreported.
- Victims are in physically, socially and/or economically vulnerable situations
- Victims of human trafficking may distrust authority
- Traffickers deliberately implicate victims into humiliating or illegal activities
- Physical force or psychological techniques are used by the traffickers to intimidate victims
- When victims can't trust police, they are less likely to report.



Why Not Report to Police?

- Not realizing that they are a victim of human trafficking
- Lack of knowledge of their rights, lack of documentation
- Find it hard to reach out for help due to language barriers
- Frightened of law enforcement and may lack trust in organizations that provide assistance
- Threats made to the victim and towards people they know or to their families
- Foreign Nationals with uncertain status may be afraid to report for fear of being deported

Urban Vs. Rural Myth

- In Canada, 2/3 of Human Trafficking occurs in Ontario
- #1 myth: Toronto issue
- Recruitment happens in isolated, rural communities and are transported to larger urban centres via major highways
- Wellington's close proximity to 401 corridor makes it appealing to traffickers
- Remote, rural locations are ideal places for traffickers to isolate victims



Luring and Grooming

Human Trafficking is no longer subjected to meeting people in public.

Human Traffickers are now able to go into your house without even having to leave theirs.

The internet has become the key resource for grooming.



Tactics

1. Utilize a teen's desire for romance and/or friendship.
2. Develop trust and confidentiality, then manipulate a child by sympathizing with the child's problems and insecurities.
3. Support the emotions and ideas of the child.
4. Exploit the child's natural sexual curiosities.
5. Gradually introduce sex into conversations or expose them to pornography to make them feel more comfortable talking about sex.
6. Constantly sending the child compliments through online messages, send gifts, invest time, and money.
7. Cultivate an online relationship that is romantic, controlling, and manipulate the child into being fully reliant on the trafficker.
8. Create distance between the child's family and friends.
9. Threaten the child with the use of pornography showcasing the victim, to blackmail them into silence.
10. Drugs – to the point of addiction to maintain control over victim



The Role of Social Media

- Become familiar with social media and chat apps especially on gaming apps
- Take note of privacy setting for phone and web versions
- Make a habit of discussing:
 - Privacy controls on all the apps they use
 - Who they are 'friends' with and how they know them
 - What they chat and/or video chat with
 - What information they should/should not be receiving
 - Reminding that the internet is a public space and it's easy to lose control over what happens to texts, photos and videos sent through apps or social media
 - What they should do if they receive any unusual requests or felt uncomfortable online

NeedHelpNow.ca™



PROTECTKIDS  **ONLINE.CA**

DontGetSextorted.ca

Victim Perspective



Victim Services Wellington

EXECUTIVE DIRECTOR
ELIZABETH KENT



VQRP+

The Victim Quick Response Program Plus (VQRP+) is funded by the Victims and Vulnerable Persons Division of the Ministry of the Attorney General to support direct victims, their family members, and witnesses in the immediate aftermath of violent crimes. This program assists with financial support for essential expenses to lessen the impact of the crime, enhance safety, and meet immediate practical needs arising from the commission of the crime.

Supporting Victims


Financial support is available to help cover the cost of:


- Safety expenses
- Practical assistance expenses
- Travel and associated expenses
- Tattoo removal
- Up to \$20,000 in treatment payment
- Transportation to safety
- Storage locker
- Counseling services, traditional indigenous health services, and associated transportation expenses
- Supports for victims with severe injuries and families of homicide victims
- Personal needs such as clothing, phone etc.



Court Process

- Necessary to keep the Trafficker accountable for crimes
- Requires Victim participation – revictimization
- Victim can request Victim Services Wellington attend for support
- Victims must share traumas numerous times
- Darkest moments of their lives





Who are the Victims?

- Primarily female (and female-identifying), but males (and male-identifying) are also trafficked
- Indigenous women and girls
- Members of the LGBTQ2S+ community
- Those struggling with mental health, addiction or history of abuse
- **Key ingredients - Looking for emotional connection, vulnerability**



Who are the Traffickers?

- Boyfriend – Romeo Pimp
- Friend – Recruitment or Trafficker
- Family – For profit or to pay off drug/gambling debt
- Stranger – Abduction or online engagement

Stopping these Crimes

A thin, dark vertical line is positioned to the right of the text, extending from the top of the word 'Crimes' down to the bottom of the word 'these'.

Crime Stoppers Guelph Wellington

PROGRAM
COORDINATOR
SARAH BOWERS-PETER

MONEY

Quick Facts

- \$150 Billion generated annually from HT
- A Canadian trafficker makes between \$200,000-\$250,000 per victim
- Ontario is a hub for HT in Canada and down the U.S.A.
- Human Trafficking is Digital Sex Trafficking, Physical Domestic Sex Trafficking, Physical Foreign Sex Trafficking, Forced Labour and Organ Trafficking
- Sex Trafficking most prominent in Ontario, followed by Forced Labour

Tackling Human Trafficking

- First became aware in 2017
- Little interest from public due to lack of understanding and taboos on topic
- Developed HT presentation for public education
- Speaking to media about HT during regular monthly visits
- Demand grows for presentations
- Tips are coming in



The Role Crime Stoppers Plays: *Reporting & Resolution*

- HT/SA are dangerous crimes therefore witnesses may not want to go directly to police and have to testify in court
- Call 1-800-222-TIPS or go to www.csgw.tips
- Tipster is anonymous and info is confidential
- Crime Stoppers is not the police
- Info that leads to an arrest is eligible for a cash reward of up to \$2,000
- Charitable organization run by community members



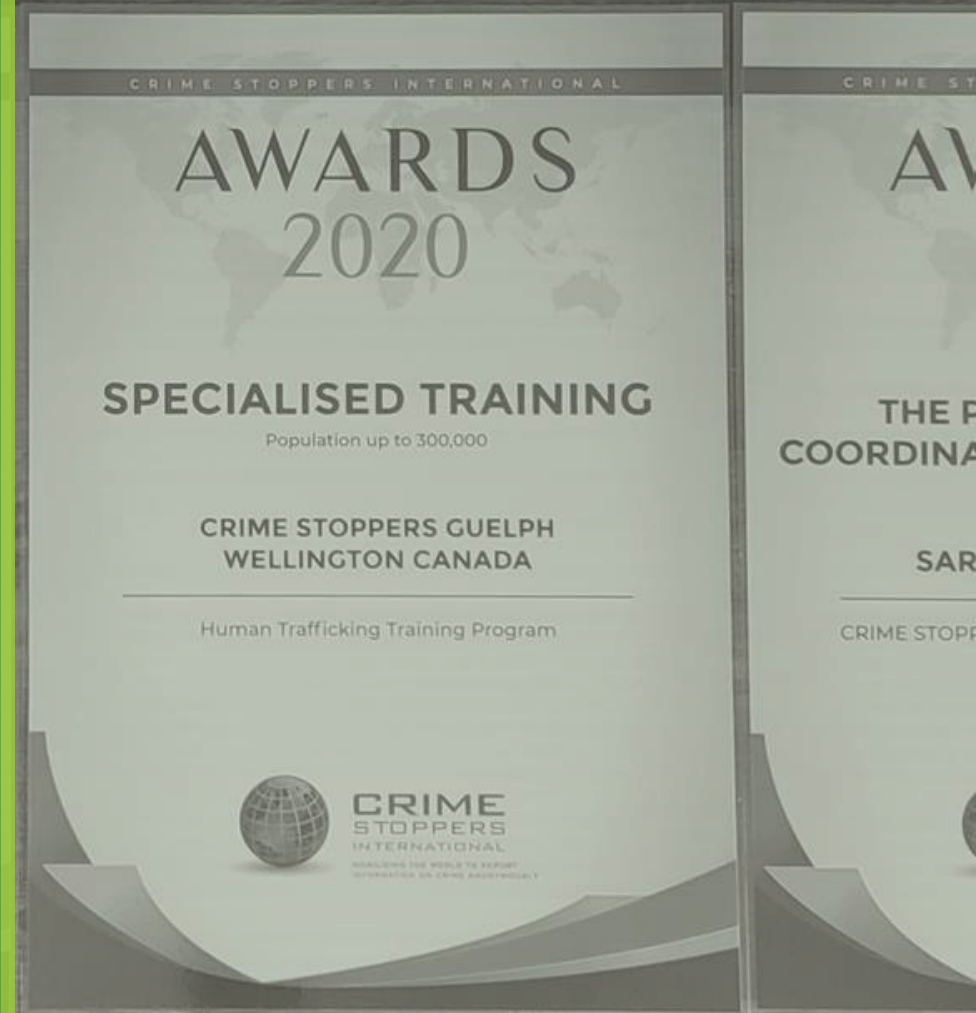
The Role Crime Stoppers Plays: *Education*

- Reference HT and SA in student presentations (age-appropriate language)
- Most students don't see connection between social media/online gaming and HT
- Student "Hands Up" survey
- Most youth feel they are savvy enough to handle unwanted interest – they are wrong
- Education is key to prevention



Community Engagement

- EPACT – Educate Parents And Children Together (OACS & CSI Awards)
- HTinWC & SainWC presentations & sharing online content
- Podcasts – Fall 2021
- CSGW Social media: Facebook, Twitter, Instagram



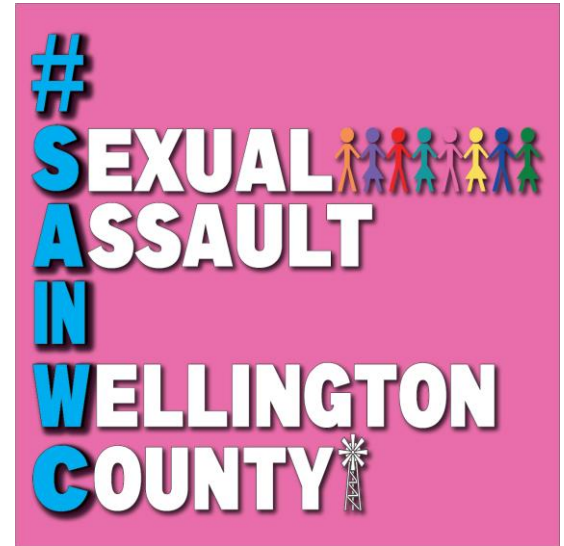
Follow on Social Media

@SAinWC & @HTinWC

- Facebook, Twitter, Instagram
- updated content
- tips and suggestions
- facts and myths

www.HTinWC.com

www.SAinWC.com





SAinWC
@SAinWC

Myth: Most sexual assaults take place outside in dark, dangerous places.

Reality: Most sexual assaults happen in private spaces like at home or private residences. The majority of victims know the assailant [#WeStandWithYou](#) [#SAinWC](#) [#MythMonday](#) [#TheMoreYouKnow](#)



Human Trafficking in Wellington County was live — in Teviotdale, Ontario.

Aug 26 • 🌐

[#HTinWC](#) Live with [Victim Services Wellington](#) [Crime Stoppers Guelph Wellington](#)



👍👍👍 6

3 Comments 9 Shares



[#HTinWC](#) with Wellington County OPP & CSGW



👍👍 You and 9 others

1 Comment 14 Shares



👍 Like

💬 Comment

➦ Share

4,541 people reached >

Boost Post

Online Engagement



Local Radio

88.7 The River

The Grand at 101FM

91.7 Erin Radio

Get Involved

- Book a presentation
 - - OPP & CSGW offer EPACT (Educate Parents And Children Together) to inform on cyber safety, human trafficking and reporting
- Support Victim Services Wellington & Crime Stoppers Guelph Wellington
- Share on social media
- Talk about Human Trafficking & Sexual Assault and how it can be prevented





The “Call To Action”

- Increase awareness within your Community
- Promote through County of Wellington channels
- All members of County Council promote through their network (social media, websites, mailers)
- In person engagement (Town Halls) when permitted
- Direct to appropriate agencies
- Talk about HT with compassion and knowledge
- Look at ways to stop the buying of children, women and LGBTQ2S+ individuals = customers



Contact us

PC Beth Hickey

Wellington County OPP

1-888-310-1122

opp.wellingtonyro@opp.ca

Elizabeth Kent

Executive Director

Victim Services Wellington

519-546-5691 (Teviotdale)

victim@vswguelph.on.ca

Sarah Bowers-Peter

Program Coordinator

Crime Stoppers Guelph Wellington

519-400-7344

sarah@csgw.tips

Thank you



COUNTY OF WELLINGTON

COMMITTEE REPORT

To: Chair and Members of the Police Services Board
From: Ken DeHart, County Treasurer
Date: Wednesday, October 13, 2021
Subject: **Police Financial Statements and Variance Projections as of September 30, 2021**

Background:

This report is respectfully submitted in accordance with the County's Budget Variance Reporting policy, and provides an updated projection to year-end based on expenditures and revenues to September 30, 2021 for Police Services.

Operations across all County departments have continued to be affected by the COVID-19 pandemic and are likely to see financial implications in various ways throughout the remainder of 2021. Impacts specific to COVID-19 are identified where applicable.

Operating

- Grant funding received to date includes:
 - The first installment of the prisoner transport grant funding (\$14,300), RIDE funding (\$23,800), as well as the final payment for the Ontario Cannabis Legalization Implementation Fund (\$5,300) have been received. The County recently received correspondence from the OPP that our prisoner transportation grant was adjusted lower by \$9,000 based on costs experienced in 2020. This will result in a negative variance in this line, offset by the OPP contract reconciliation.
 - A portion of the Community Safety and Policing (CSP) grants for suicide prevention and human trafficking and violence have been received and recognized (\$56,000) as revenue in operating. Additional amounts will be recognized in the operating budget when additional expenditures are incurred and reporting is submitted to the Ministry later in the year. As the funding is intended to fully offset expenditures any shortfall to revenue will be offset by lower expenditures.
- False alarms have decreased with more people staying home during the pandemic. Parking fines are currently well ahead of budget, sitting at 140% to date. The Township of Centre Wellington has been running a pilot project commencing July 1, 2021 that has increased the number of parking tickets issued. A positive variance between \$25,000 to \$30,000 is expected.
- Record checks are tracking to budget, with six months of revenue being reported to date. If the current trends continue, a small positive variance is anticipated.
- Salaries, wages and benefits for County staff are close to budget and no variance is expected.
- Supplies, materials and equipment is close to budget with no variance anticipated.
- Purchased services are below budget targets to date. This is because a portion of the IMPACT Suicide Prevention/Postvention Support Programme billing from the CMHA has been received and spending is expected to increase over the course of the year. This is entirely offset by CSP grant funding and will have no levy impact.
- The majority of the debt charges related to the funding of the Rockwood Operations Centre will be incurred later in the year – no variance is expected.

O.P.P. Contract

- The new Sergeant for the Community Safety Services (CSS) Unit that was budgeted for a July 1, 2021 start date has yet to be hired and will result in savings of \$108,000, including associated equipment costs. This position is expected to be added to the compliment in early 2022.
- The annual reconciliation for 2020 (\$741,715) has been received with the 2022 annual billing statement. Details on the reconciliations are provided in a separate report to this committee. The OPP costs are based on a per property basis. Most of the savings generated by the reconciliation are for a reduction to the contractual hours calculation (presumably for work the enhanced officers completed for provincial initiatives) and were applied specific to Wellington County.
- The statement indicates that the police services credit will be applied as a reduction in billing to the following year's contract. The 2021 budget included an allowance for a police services credit of \$450,000 based on amounts received in prior years. Staff have accrued the actual savings into 2020 and set up a receivable for 2022. This will ensure the savings are applied in the correct period and that reduced payment amount for 2022 does not skew next year's budget or actual contract amount.

Summary

The OPP contract reconciliation for 2020 provides a one-time net savings of \$291,715 that will be realized in 2021. The delay in the hiring of the new Sergeant provides contract savings of \$108,000 for a total projected contract savings of just under \$400,000. Outside of the contract, staff are anticipating revenues to be slightly favourable to budget and there to be savings to building related operating expenses. Overall a positive variance for Police Services of between \$450,000 and \$460,000 will be realized by year-end.

Capital

Police Services began 2021 with a total approved budget of \$140,000 consisting of three projects. The following table details spending plans for the remainder of the year.

Police Services Capital	LTD Budget	LTD Actuals	Remaining Budget	Comments
Facility Improvements				
Rockwood OPP Air Conditioning	\$30,000	-	\$30,000	In the spring staff reported that this project was complete and awaiting invoicing, since that time staff learned of unexpected delays in the arrival of the unit. A purchase order has been issued for the work and will result in a minor negative variance at completion.
Rockwood OPP Furniture Replacements	\$50,000	\$10,250	\$39,750	Spending to date finalizes the office furnishings requirements for the officers. The remaining funds will go towards the construction of a furnished outdoor wellness area in Centre Wellington.

Equipment and Technology				
Parking Ticket Software	\$60,000	-	\$60,000	The software is installed and operational. The project remains open for invoicing. Project will be complete and close out in year with no significant variance anticipated.
Total Police Services	\$140,000	\$10,250	\$129,750	

Recommendation:

That the Financial Statements and Variance Projections as of September 30, 2021 for Police Services be approved.

Respectfully submitted,



Ken DeHart, CPA, CGA
County Treasurer



COUNTY OF WELLINGTON

COMMITTEE REPORT

To: Chair and Members of the Police Services Board
From: Ken DeHart, County Treasurer
Date: Wednesday, October 13, 2021
Subject: **2022 OPP Annual Billing Package and 2020 Year-End Reconciliation**

Background:

The attached correspondence from the Ontario Provincial Police, Municipal Policing Bureau outlines the 2022 Annual Billing Statement package along with the annual cost reconciliation for the 2020 year-end.

The year-end reconciliation for 2020 results in a total year-end adjustment (savings) of \$741,715. This compares favourably to the \$450,000 budgeted adjustment included in the OPP contract line in the 2021 County budget. The province proposes that these reconciliations be included as adjustments to the amount being billed in 2022. However, as was the case in previous years, the County will need to accrue these savings to 2021 and set the amount up as a receivable.

The total 2022 OPP contract cost budget will be set to cover the \$17,407,368, which is made up of costs for the base service, calls for service, plus overtime, contract enhancements and prisoner transportation costs. Any additional enhancements to officer complement would need to be added to this figure in the County budget.

Recommendation:

That the County Treasurer's report regarding the 2022 OPP Annual Billing Package and 2020 Year-End Reconciliation be received for information.

Respectfully submitted,

A handwritten signature in black ink, appearing to read 'Ken DeHart'.

Ken DeHart, CPA, CGA
County Treasurer

OPP 2022 Annual Billing Statement

Wellington Co

Estimated costs for the period January 1 to December 31, 2022

Please refer to www.opp.ca for 2022 Municipal Policing Billing General Information summary for further details.

			Cost per Property \$	Total Cost \$
Base Service	Property Counts			
	Household	38,583		
	Commercial and Industrial	2,056		
	Total Properties	<u>40,639</u>	172.07	6,992,816
Calls for Service	(see summaries)			
	Total all municipalities	176,906,037		
	Municipal portion	3.2818%	142.86	5,805,783
Overtime	(see notes)		10.06	408,829
Contract Enhancements	(see summary)		101.64	4,130,448
Prisoner Transportation	(per property cost)		<u>1.71</u>	<u>69,493</u>
Total 2022 Estimated Cost			<u>428.34</u>	17,407,368
2020 Year-End Adjustment	(see summary)			(741,715)
Grand Total Billing for 2022				<u>16,665,653</u>
2022 Monthly Billing Amount				1,388,804

OPP 2022 Annual Billing Statement

Wellington Co

Estimated costs for the period January 1 to December 31, 2022

Notes to Annual Billing Statement

- 1) **Municipal Base Services and Calls for Service Costs** - The costs allocated to municipalities are determined based on the costs assigned to detachment staff performing municipal policing activities across the province. A statistical analysis of activity in detachments is used to determine the municipal policing workload allocation of all detachment-based staff as well as the allocation of the municipal workload between base services and calls for service activity. For 2022 billing purposes the allocation of the municipal workload in detachments has been calculated to be 51.3 % Base Services and 48.7 % Calls for Service. The total 2022 Base Services and Calls for Service cost calculation is detailed on the Base Services and Calls for Service Cost Summary included in the municipal billing package.
- 2) **Base Services** - The cost to each municipality is determined by the number of properties in the municipality and the standard province-wide average cost per property of \$172.07 estimated for 2022. The number of municipal properties is determined based on MPAC data. The calculation of the standard province-wide base cost per property is detailed on Base Services and Calls for Service Cost Summary included in the municipal billing package.
- 3) **Calls for Service** - The municipality's Calls for Service cost is a proportionate share of the total cost of municipal calls for service costs calculated for the province. A municipality's proportionate share of the costs is based on weighted time standards applied to the historical calls for service. The municipality's total weighted time is calculated as a percentage of the total of all municipalities.
- 4) **Overtime** - Municipalities are billed for overtime resulting from occurrences in their geographic area and a portion of overtime that is not linked specifically to a municipality, such as training. Municipalities are not charged for overtime identified as a provincial responsibility. The overtime activity for the calendar years 2017, 2018, 2019 and 2020 has been analyzed and averaged to estimate the 2022 costs. The costs incorporate the 2022 salary rates and a discount to reflect overtime paid as time in lieu. The overtime costs incurred in servicing detachments for shift shortages have been allocated on a per property basis based on straight time. Please be advised that these costs will be reconciled to actual 2022 hours and salary rates and included in the 2024 Annual Billing Statement.
- 5) **Court Security and Prisoner Transportation (CSPT)** - Municipalities with court security responsibilities in local courthouses are billed court security costs based on the cost of the staff required to provide designated court security activities. Prisoner transportation costs are charged to all municipalities based on the standard province-wide per property cost. The 2022 costs have been estimated based on the average of 2019 and 2020 activity levels. These costs will be reconciled to the actual cost of service required in 2022.

There was no information available about the status of 2022 Court Security Prisoner Transportation Grant Program at the time of the Annual Billing Statement preparation.

- 6) **Year-end Adjustment** - The 2020 adjustment accounts for the difference between the amount billed based on the estimated cost in the Annual Billing Statement and the reconciled cost in the Year-end Summary. The most significant year-end adjustments are resulting from the cost of actual versus estimated municipal requirements for overtime, contract enhancements and court security.

OPP 2022 Estimated Base Services and Calls for Service Cost Summary
Estimated Costs for the period January 1, 2022 to December 31, 2022

Salaries and Benefits		Positions	Base	Total Base Services and Calls for Service	Base Services	Calls for Service
		FTE	%	\$/FTE	\$	\$
Uniform Members	Note 1					
Inspector		25.67	100.0	165,275	4,242,606	4,242,606
Staff Sergeant-Detachment Commander		10.22	100.0	149,786	1,530,809	1,530,809
Staff Sergeant		34.26	100.0	139,615	4,783,200	4,783,200
Sergeant		219.83	51.3	125,157	27,513,174	14,125,173
Constable		1,662.49	51.3	106,938	177,782,764	91,275,557
Part-Time Constable		9.01	51.3	85,283	768,400	394,860
Total Uniform Salaries		1,961.48		-	216,620,953	116,352,206
Statutory Holiday Payout				4,030	7,868,939	4,177,554
Shift Premiums				1,076	2,034,976.43	1,044,780
Uniform Benefits - Inspector				28.75%	1,219,749	1,219,749
Uniform Benefits - Full-Time Salaries				31.51%	66,678,295	35,201,315
Uniform Benefits - Part-Time Salaries				15.15%	116,413	59,821
Total Uniform Salaries & Benefits					294,539,325	158,055,424
Detachment Civilian Members	Note 1					
Detachment Administrative Clerk		173.94	51.3	66,976	11,649,837	5,980,973.12
Detachment Operations Clerk		1.81	51.3	63,711	115,316	59,251
Detachment Clerk - Typist		0.32	51.3	57,766	18,485	9,243
Court Officer - Administration		19.81	51.3	67,788	1,342,878	689,403
Crimestoppers Co-ordinator		0.80	51.3	63,385	50,708	25,988
Total Detachment Civilian Salaries		196.68			13,177,224	6,764,857
Civilian Benefits - Full-Time Salaries				32.17%	4,239,113	2,176,254
Total Detachment Civilian Salaries & Benefits					17,416,337	8,941,111
Support Costs - Salaries and Benefits	Note 2					
Communication Operators				6,832	13,400,831	7,113,342
Prisoner Guards				2,016	3,954,344	2,099,019
Operational Support				5,154	10,109,468	5,366,242
RHQ Municipal Support				2,720	5,335,226	2,832,010
Telephone Support				119	233,416	123,900
Office Automation Support				673	1,320,076	700,714
Mobile and Portable Radio Support				312	614,793	326,293
Total Support Staff Salaries and Benefits Costs					34,968,154	18,561,519
Total Salaries & Benefits					346,923,815	185,558,055
Other Direct Operating Expenses	Note 2					
Communication Centre				178	349,143	185,330
Operational Support				802	1,573,107	835,026
RHQ Municipal Support				118	231,455	122,859
Telephone				1,615	3,167,790	1,681,506
Mobile Radio Equipment Repairs & Maintenance				39	76,849	40,787
Office Automation - Uniform				2,545	4,991,967	2,649,803
Office Automation - Civilian				1,778	349,697	179,525
Vehicle Usage				8,750	17,162,950	9,110,325
Detachment Supplies & Equipment				456	894,435	474,778
Uniform & Equipment				2,178	4,291,727	2,277,774
Uniform & Equipment - Court Officer				920	18,225	9,356
Total Other Direct Operating Expenses					33,107,345	17,567,069
Total 2022 Municipal Base Services and Calls for Service Cost					\$ 380,031,161	\$ 203,125,124
Total OPP-Policed Municipal Properties						1,180,469
Base Services Cost per Property						\$ 172.07

OPP 2022 Estimated Base Services and Calls for Service Cost Summary
Estimated Costs for the period January 1, 2022 to December 31, 2022

Notes:

Total Base Services and Calls for Service Costs are based on the cost of salary, benefit, support and other direct operating expenses for staff providing policing services to municipalities. Staff is measured in full-time equivalent (FTE) units and the costs per FTE are described in the notes below.

- 1) Full-time equivalents (FTEs) are based on average municipal detachment staffing levels for the years 2017 through 2020. Contract enhancements, court security, prisoner transportation and cleaning staff are excluded.

The equivalent of 91.56 FTEs with a cost of \$16,000,469 has been excluded from municipal costs to reflect the average municipal detachment FTEs required for provincially-mandated responsibilities eligible for Provincial Service Usage credit.

Salary rates are based on weighted average rates for municipal detachment staff by rank, level and classification. The 2022 salaries incorporate the 2022 general salary rate increases set in the 2019 to 2022 OPPA Uniform and Civilian Collective Agreements, (uniform staff - 1.85%, civilian staff - 1.0%). The benefit rates are based on the most recent rates set by the Treasury Board Secretariat, (2021-22). Statutory Holiday Payouts, Shift Premiums, and Benefit costs are subject to reconciliation.

FTEs have been apportioned between Base Services and Calls for Service costs based on the current ratio, 51.3% Base Services : 48.7% Calls for Service.

- 2) Support Staff Costs and Other Direct Operating Expenses for uniform FTEs are calculated on a per FTE basis as per rates set in the 2021 Municipal Policing Cost-Recovery Formula.

OPP 2022 Calls for Service Billing Summary
Wellington Co
Estimated costs for the period January 1 to December 31, 2022

Calls for Service Billing Workgroups	Calls for Service Count					2022 Average Time Standard	Total Weighted Time	% of Total Provincial Weighted Time	2022 Estimated Calls for Service Cost
	2017	2018	2019	2020	Four Year Average				
					A	B	C = A * B		
					Note 1			Note 2	Note 3
Drug Possession	192	234	125	100	163	7.0	1,139	0.0655%	115,824
Drugs	20	30	29	30	27	55.1	1,501	0.0863%	152,651
Operational	5,210	4,974	5,283	5,443	5,228	3.7	19,342	1.1116%	1,966,423
Operational 2	2,440	2,733	4,684	1,311	2,792	1.3	3,630	0.2086%	369,011
Other Criminal Code Violation	243	273	260	258	259	7.7	1,990	0.1144%	202,364
Property Crime Violations	1,812	2,085	2,056	1,587	1,885	6.5	12,253	0.7041%	1,245,678
Statutes & Acts	906	1,142	1,100	1,105	1,063	3.4	3,615	0.2078%	367,532
Traffic	1,546	1,629	1,901	1,487	1,641	3.5	5,743	0.3300%	583,837
Violent Criminal Code	441	582	499	439	490	16.1	7,893	0.4536%	802,462
Total	12,810	13,682	15,937	11,760	13,547		57,106	3.2818%	\$5,805,783
Provincial Totals	Note 4	377,853	398,860	439,328	360,967	394,252	1,740,049	100.0%	\$176,906,037

Notes to Calls for Service Billing Summary

- 1) Displayed without decimal places, exact numbers used in calculations
- 2) Displayed to four decimal places, nine decimal places used in calculations
- 3) Total costs rounded to zero decimals
- 4) Provincial Totals exclude data for both amalgamations (post 2018) and dissolutions

This page intentionally left blank

OPP 2022 Calls for Service Details
Wellington Co
For the calendar years 2017 to 2020

Calls for Service Billing Workgroups	Calls for Service Count				Four Year Average
	2017	2018	2019	2020	
Grand Total	12,810	13,682	15,937	11,760	13,547.25
Drug Possession	192	234	125	100	162.75
DRUG Operation - Master Code	5	2	0	1	2.00
Drug Related Occurrence	50	120	74	53	74.25
Fail to disclose previous prescription (double doctoring)	0	0	1	0	0.25
Poss of illicit over 30g dried cannabis (or equiv) adult	0	2	3	1	1.50
Possession - Cannabis	99	62	0	0	40.25
Possession - Cocaine	10	10	11	7	9.50
Possession - Heroin	1	6	0	2	2.25
Possession - Methamphetamine (Crystal Meth)	11	17	20	16	16.00
Possession - Methylenedioxyamphetamine (Ecstasy)	0	0	0	1	0.25
Possession – Opioid (other than heroin)	0	2	3	3	2.00
Possession - Other Controlled Drugs and Substances Act	16	13	9	14	13.00
Possession of > 4 budding or flowering cannabis plants	0	0	4	2	1.50
Drugs	20	30	29	30	27.25
Cultivate/Propagate/Harvest cannabis by adult	0	0	1	2	0.75
Distribution of cannabis to youth, by adult	0	0	1	0	0.25
Drug Operation - Commercial Grow Indoor	0	1	1	0	0.50
Drug Operation - Commercial Grow Outdoor	1	0	0	0	0.25
Drug Operation - Residential Grow Indoor	1	0	0	0	0.25
Drug Operation - Residential Grow Outdoor	0	3	0	0	0.75
Drug Operation - Rural Grow	0	1	1	0	0.50
Obtain, offer to obtain, alter or offer to alter cannabis	0	0	1	1	0.50
Other Cannabis Act	0	1	0	1	0.50
Possession of cannabis for purpose of distributing	0	0	3	2	1.25
Possession of cannabis for purpose of selling	0	1	1	0	0.50
Production - Cannabis (Marihuana) (Cultivation)	4	1	0	0	1.25
Production - Other Controlled Drugs & Substances	0	2	0	1	0.75
Sale of cannabis to adult	0	0	1	0	0.25
Sale of cannabis to youth	0	0	2	0	0.50
Trafficking - Cannabis	7	1	0	0	2.00
Trafficking - Cocaine	2	7	6	5	5.00
Trafficking - Heroin	0	1	1	1	0.75
Trafficking - Methamphetamine (Crystal Meth)	1	4	4	1	2.50
Trafficking – Opioid (other than heroin)	0	1	0	1	0.50
Trafficking - Other Controlled Drugs and Substances Act	4	6	6	15	7.75
Operational	5,210	4,974	5,283	5,443	5,227.50
Accident - non-MVC - Commercial	9	11	6	0	6.50
Accident - non-MVC - Construction Site	4	2	2	2	2.50
Accident - non-MVC - Industrial	10	8	10	2	7.50
Accident - non-MVC - Master Code	2	0	8	24	8.50
Accident - Non-MVC - Others	3	3	7	1	3.50
Accident - non-MVC - Public Property	2	2	0	0	1.00
Accident - non-MVC - Residential	3	7	7	2	4.75
Alarm - Holdup	1	4	1	0	1.50

OPP 2022 Calls for Service Details
Wellington Co
For the calendar years 2017 to 2020

Calls for Service Billing Workgroups	Calls for Service Count				Four Year Average
	2017	2018	2019	2020	
Alarm - Master Code	41	32	8	0	20.25
Alarm - Others	60	57	35	2	38.50
Animal - Bear Complaint	2	4	9	0	3.75
Animal - Bite	15	20	23	10	17.00
Animal - Dog Owners Liability Act	13	22	19	22	19.00
Animal - Injured	33	36	52	70	47.75
Animal - Left in Vehicle	16	33	30	14	23.25
Animal - Master Code	19	17	9	7	13.00
Animal - Other	119	119	140	28	101.50
Animal - Rabid	6	11	23	2	10.50
Animal - Stray	42	42	60	90	58.50
Assist Fire Department	35	19	20	14	22.00
Assist Public	1,231	365	469	970	758.75
Bomb Threat	1	1	0	0	0.50
By-Law - Master Code	2	12	21	29	16.00
Child Neglect	1	0	0	0	0.25
Compassionate Message	1	13	5	0	4.75
Distressed / Overdue Motorist	7	9	16	17	12.25
Dogs By-Law	0	4	1	2	1.75
Domestic Disturbance	366	410	437	476	422.25
False Alarm - Warning Issued	0	1	0	0	0.25
False Fire Alarm - Building	9	10	3	0	5.50
False Fire Alarm - Other	2	2	0	0	1.00
False Fire Alarm - Vehicle	0	2	0	0	0.50
Family Dispute	308	399	408	393	377.00
Fire - Building	34	55	39	40	42.00
Fire - Master Code	0	0	1	0	0.25
Fire - Other	24	22	20	26	23.00
Fire - Vehicle	17	24	24	27	23.00
Fire Alarm - Master Code	0	0	1	0	0.25
Firearms (Discharge) By-Law	4	6	3	4	4.25
Fireworks By-Law	0	3	9	4	4.00
Found - Accessible Parking Permit	1	0	0	0	0.25
Found - Bicycles	35	28	17	2	20.50
Found - Computer, parts & accessories	1	1	1	0	0.75
Found - Gun	1	4	3	4	3.00
Found - Household Property	9	20	12	3	11.00
Found - Jewellery	2	0	1	1	1.00
Found - License Plate	8	15	11	4	9.50
Found - Machinery & Tools	2	2	6	2	3.00
Found - Office Machines & Equipment	1	0	0	0	0.25
Found - Others	34	52	43	18	36.75
Found - Personal Accessories	66	68	50	11	48.75
Found - Photographic Equipment	0	1	0	0	0.25
Found - Radio, TV, Sound-Reprod. Equip.	4	0	2	2	2.00

OPP 2022 Calls for Service Details
Wellington Co
For the calendar years 2017 to 2020

Calls for Service Billing Workgroups	Calls for Service Count				Four Year Average
	2017	2018	2019	2020	
Found - Sporting Goods, Hobby Equip.	3	7	2	1	3.25
Found - Vehicle Accessories	5	4	7	1	4.25
Found Human Remains - Suspected Homicide	0	1	0	0	0.25
Found Property - Master Code	66	59	94	212	107.75
Homeless Person	0	0	0	1	0.25
Insecure Condition - Building	31	31	18	4	21.00
Insecure Condition - Master Code	1	0	13	28	10.50
Insecure Condition - Others	3	7	2	0	3.00
Insecure Condition - Vehicle	0	0	1	0	0.25
Lost - Accessible Parking Permit	1	1	1	0	0.75
Lost - Bicycles	0	0	3	0	0.75
Lost - Computer, parts & accessories	1	3	3	0	1.75
Lost - Gun	0	1	2	1	1.00
Lost - Household Property	2	11	6	3	5.50
Lost - Jewellery	2	3	3	2	2.50
Lost - License Plate	16	21	13	4	13.50
Lost - Machinery & Tools	0	1	0	0	0.25
Lost - Office Machines & Equipment	0	0	0	1	0.25
Lost - Others	24	35	37	4	25.00
Lost - Personal Accessories	33	32	41	23	32.25
Lost - Photographic Equipment	1	0	1	0	0.50
Lost - Radio, TV, Sound-Reprod. Equip.	2	3	5	1	2.75
Lost - Sporting Goods, Hobby Equip.	3	0	1	2	1.50
Lost - Vehicle Accessories	0	8	1	2	2.75
Lost Property - Master Code	32	32	57	61	45.50
Medical Assistance - Master Code	0	5	3	1	2.25
Medical Assistance - Other	16	97	12	4	32.25
Missing Person - Master Code	9	8	7	3	6.75
Missing Person 12 & older	68	75	70	26	59.75
Missing Person Located 12 & older	104	93	82	56	83.75
Missing Person Located 12 & older - Foul play suspected	0	1	0	0	0.25
Missing Person Located Under 12	10	13	10	9	10.50
Missing Person under 12	7	22	3	10	10.50
Neighbour Dispute	211	245	260	283	249.75
Noise By-Law	20	17	11	18	16.50
Noise Complaint - Animal	26	25	36	38	31.25
Noise Complaint - Business	11	44	19	4	19.50
Noise Complaint - Master Code	19	12	94	306	107.75
Noise Complaint - Others	45	67	49	61	55.50
Noise Complaint - Residence	172	164	154	19	127.25
Noise Complaint - Vehicle	17	15	13	7	13.00
Other Municipal By-Laws	102	159	180	173	153.50
Overdose/Suspected Overdose	0	2	0	0	0.50
Phone - Master Code	35	18	17	2	18.00
Phone - Nuisance - No Charges Laid	33	34	51	37	38.75

OPP 2022 Calls for Service Details
Wellington Co
For the calendar years 2017 to 2020

Calls for Service Billing Workgroups	Calls for Service Count				Four Year Average
	2017	2018	2019	2020	
Phone - Obscene - No Charges Laid	0	2	0	2	1.00
Phone - Other - No Charges Laid	28	45	35	8	29.00
Phone - Text-related incident	0	7	2	3	3.00
Phone - Threatening - No Charges Laid	5	6	11	9	7.75
Protest - Demonstration	2	0	5	6	3.25
Smoking By-Law	0	1	1	0	0.50
Sudden Death - Accidental	2	3	3	4	3.00
Sudden Death - Drowning	1	3	0	1	1.25
Sudden Death - Master Code	2	2	3	1	2.00
Sudden Death - Natural Causes	66	46	50	62	56.00
Sudden Death - Others	10	14	14	11	12.25
Sudden Death - Suicide	13	15	14	6	12.00
Suspicious Package	1	10	6	4	5.25
Suspicious Person	447	494	586	562	522.25
Suspicious Substance / Odour	0	1	0	0	0.25
Suspicious vehicle	352	346	401	422	380.25
Taxi By-Law	1	0	0	2	0.75
Traffic By-Law	65	63	100	132	90.00
Trouble with Youth	272	257	249	201	244.75
Unwanted Persons	137	181	214	196	182.00
Vehicle Recovered - All Terrain Vehicles	2	3	6	5	4.00
Vehicle Recovered - Automobile	37	66	52	38	48.25
Vehicle Recovered - Construction Vehicles	1	1	1	1	1.00
Vehicle Recovered - Farm Vehicles	1	0	1	0	0.50
Vehicle Recovered - Master Code	2	3	2	0	1.75
Vehicle Recovered - Mopeds	0	0	1	0	0.25
Vehicle Recovered - Motorcycles	0	3	3	4	2.50
Vehicle Recovered - Other	3	9	13	0	6.25
Vehicle Recovered - Snow Vehicles	0	1	0	1	0.50
Vehicle Recovered - Trucks	23	37	49	29	34.50
Overdose/Suspected Overdose -Opioid Related	0	1	7	0	2.00
Operational 2	2,440	2,733	4,684	1,311	2,792.00
911 call - Dropped Cell	204	303	1,559	191	564.25
911 call / 911 hang up	1,244	1,406	1,729	372	1,187.75
911 hang up - Pocket Dial	182	239	594	2	254.25
False Alarm - Accidental Trip	152	130	87	1	92.50
False Alarm - Cancelled	150	148	72	4	93.50
False Alarm - Malfunction	140	110	79	0	82.25
False Alarm - Others	160	186	317	436	274.75
False Holdup Alarm - Accidental Trip	6	9	24	37	19.00
False Holdup Alarm - Malfunction	6	1	2	0	2.25
Keep the Peace	196	201	221	268	221.50
Other Criminal Code Violations	243	273	260	258	258.50
Animals - Cruelty	3	2	2	2	2.25
Animals - Drugging	0	1	0	0	0.25

OPP 2022 Calls for Service Details
Wellington Co
For the calendar years 2017 to 2020

Calls for Service Billing Workgroups	Calls for Service Count				Four Year Average
	2017	2018	2019	2020	
Animals - Keeping wild animals	0	1	0	0	0.25
Animals - Kill or injure	2	0	1	5	2.00
Animals - Others	3	0	3	1	1.75
Animals - Unnecessary suffering	1	0	1	1	0.75
Bail Violations - Appearance Notice	4	4	2	0	2.50
Bail Violations - Disobey Summons	0	1	0	0	0.25
Bail Violations - Fail To Appear	6	3	4	0	3.25
Bail Violations - Fail To Comply	53	74	58	60	61.25
Bail Violations - Master Code	4	2	3	1	2.50
Bail Violations - Others	6	5	8	6	6.25
Bail Violations - Promise To Appear	0	1	1	0	0.50
Bail Violations - Recognizance	3	0	4	6	3.25
Breach of Firearms regulation - Unsafe Storage	1	0	0	1	0.50
Breach of Probation	32	48	43	16	34.75
Breach of Probation - In relation to children	1	0	0	2	0.75
Bribery	0	1	0	0	0.25
Child Pornography - Making or distributing	1	3	3	1	2.00
Child Pornography - Master Code	0	0	0	3	0.75
Child Pornography - Other	3	1	3	0	1.75
Child Pornography - Possess child pornography	2	3	4	4	3.25
Common nuisance	0	0	0	3	0.75
Contraband Tobacco	4	1	3	3	2.75
Counterfeit Money - Master Code	5	6	5	4	5.00
Counterfeit Money - Others	14	6	7	4	7.75
Disobey court order / Misconduct executing process	0	1	0	8	2.25
Disturb the Peace	30	46	33	38	36.75
Fail to Attend Court	0	1	2	1	1.00
Indecent acts - exposure to person under 14	1	0	1	0	0.50
Indecent acts - Master Code	3	4	3	5	3.75
Indecent acts - Other	6	8	3	2	4.75
Intimidation (fraud-corruption)	0	0	0	1	0.25
Libel - Defamatory	0	0	0	1	0.25
Nudity - public/private property	0	0	0	1	0.25
Obstruct Justice / Fabricate Evidence	1	1	2	1	1.25
Obstruct Public Peace Officer	5	3	3	9	5.00
Offensive Weapons - Careless use of firearms	0	2	4	2	2.00
Offensive Weapons - Carry concealed	2	1	1	1	1.25
Offensive Weapons - Explosives	0	1	0	4	1.25
Offensive Weapons - Fail to Report Losing/Finding Firearm	0	0	1	0	0.25
Offensive Weapons - In Vehicle	0	0	3	0	0.75
Offensive Weapons - Other Offensive Weapons	4	4	4	4	4.00
Offensive Weapons - Other Weapons Offences	5	6	3	11	6.25
Offensive Weapons - Possession of Weapons	7	7	13	20	11.75
Offensive Weapons - Prohibited	1	1	0	0	0.50
Offensive Weapons - Restricted	1	0	1	0	0.50

OPP 2022 Calls for Service Details
Wellington Co
For the calendar years 2017 to 2020

Calls for Service Billing Workgroups	Calls for Service Count				Four Year Average
	2017	2018	2019	2020	
Offensive Weapons - Weapons Trafficking	0	0	0	1	0.25
Other Criminal Code * Sec 105 - Sec. 108	0	0	0	1	0.25
Other Criminal Code * Sec. 78 - Sec. 96	0	1	0	0	0.25
Personate Peace Officer	0	0	0	3	0.75
Possess Firearm while prohibited	2	0	2	2	1.50
Possession of Burglary Tools	2	2	2	0	1.50
Possession Of Counterfeit Money	1	1	1	0	0.75
Public Mischief - mislead peace officer	8	2	2	4	4.00
Public Morals	1	5	3	0	2.25
Trespass at Night	10	7	8	9	8.50
Utter Threats to damage property	0	1	4	4	2.25
Utter Threats to Property / Animals	1	2	1	0	1.00
Uttering Counterfeit Money	4	3	5	2	3.50
Property Crime Violations	1,812	2,085	2,056	1,587	1,885.00
Altering/Destroying/Removing a vehicle identification number	1	0	0	0	0.25
Arson - Auto	2	2	2	1	1.75
Arson - Building	12	6	0	2	5.00
Arson - Others	3	2	2	1	2.00
Breach of Trust (fraud-corruption)	0	1	0	1	0.50
Break & Enter	185	205	196	122	177.00
Break & Enter - Firearms	2	2	1	2	1.75
Break & Enter - steal firearm from motor vehicle	0	0	1	0	0.25
False Pretence - Other	1	2	1	1	1.25
Fraud - Account closed	2	2	1	3	2.00
Fraud - False Pretence Over \$5,000	2	1	1	2	1.50
Fraud - False Pretence Under \$5,000	8	17	14	15	13.50
Fraud - Forgery & Uttering	11	10	3	7	7.75
Fraud - Fraud through mails	8	24	15	9	14.00
Fraud - Master Code	33	43	28	26	32.50
Fraud - Money/property/security Over \$5,000	16	21	40	21	24.50
Fraud - Money/property/security Under \$5,000	64	82	91	63	75.00
Fraud - Other	76	128	140	146	122.50
Fraud - Steal/Forge/Poss./Use Credit Card	29	33	32	33	31.75
Fraud - Transportation	0	0	6	4	2.50
Fraud - Welfare benefits	0	0	1	2	0.75
Identity Fraud	11	6	14	12	10.75
Identity Theft	0	2	1	1	1.00
Interfere with lawful use, enjoyment of property	5	7	12	8	8.00
Mischief - Master Code	345	271	310	244	292.50
Mischief Graffiti - Non-Gang Related	26	7	10	11	13.50
Mischief in Relation to Cultural Property	1	0	0	0	0.25
Personation with Intent (fraud)	6	9	16	9	10.00
Possession of Stolen Goods over \$5,000	8	16	19	13	14.00
Possession of Stolen Goods under \$5,000	7	18	10	5	10.00
Property Damage	43	68	74	54	59.75

OPP 2022 Calls for Service Details
Wellington Co
For the calendar years 2017 to 2020

Calls for Service Billing Workgroups	Calls for Service Count				Four Year Average
	2017	2018	2019	2020	
Theft from Motor Vehicles Over \$5,000	6	7	6	2	5.25
Theft from Motor Vehicles Under \$5,000	230	197	151	147	181.25
Theft of - All Terrain Vehicles	8	12	10	4	8.50
Theft of - Automobile	18	37	28	15	24.50
Theft of - Buses	0	1	0	0	0.25
Theft of - Construction Vehicles	1	1	2	0	1.00
Theft of - Farm Vehicles	3	3	2	1	2.25
Theft of - Motorcycles	7	6	4	3	5.00
Theft of - Other Motor Vehicles	2	5	9	4	5.00
Theft of - Snow Vehicles	3	1	1	5	2.50
Theft of - Trucks	25	33	48	11	29.25
Theft of Motor Vehicle	43	44	58	52	49.25
Theft Over \$5,000 - Construction Site	4	0	5	2	2.75
Theft Over \$5,000 - Boat (Vessel)	1	0	2	1	1.00
Theft Over \$5,000 - Boat Motor	1	0	1	1	0.75
Theft Over \$5,000 - Building	1	0	0	0	0.25
Theft Over \$5,000 - Farm Agricultural Livestock	0	2	0	1	0.75
Theft Over \$5,000 - Farm Agricultural Produce	1	0	0	0	0.25
Theft Over \$5,000 - Farm Equipment	4	1	1	5	2.75
Theft Over \$5,000 - Mail	5	12	1	3	5.25
Theft Over \$5,000 - Master Code	3	3	2	2	2.50
Theft Over \$5,000 - Mine Equipment/Property	0	0	0	1	0.25
Theft Over \$5,000 - Other Theft	15	10	15	4	11.00
Theft Over \$5,000 - Trailers	6	6	8	5	6.25
Theft Over \$5,000 - Truck Load	1	0	0	2	0.75
Theft Under \$5,000 - Bicycles	26	17	25	22	22.50
Theft Under \$5,000 - Boat (Vessel)	4	0	3	3	2.50
Theft Under \$5,000 - Boat Motor	3	2	8	0	3.25
Theft Under \$5,000 - Building	3	4	12	4	5.75
Theft Under \$5,000 - Construction Site	11	11	8	10	10.00
Theft Under \$5,000 - Farm Agricultural Livestock	1	2	0	0	0.75
Theft Under \$5,000 - Farm Agricultural Produce	0	0	4	4	2.00
Theft Under \$5,000 - Farm Equipment	5	1	2	0	2.00
Theft Under \$5,000 - Gasoline Drive-off	166	325	266	207	241.00
Theft Under \$5,000 - Master Code	57	54	49	36	49.00
Theft Under \$5,000 - Other Theft	177	216	207	152	188.00
Theft Under \$5,000 - Persons	11	11	9	5	9.00
Theft Under \$5,000 - Trailers	11	5	8	7	7.75
Theft Under \$5,000 - Truck Load	0	0	0	1	0.25
Theft Under \$5,000 Shoplifting	39	60	56	43	49.50
Trafficking in Stolen Goods over \$5,000	1	0	0	0	0.25
Unlawful in a dwelling house	2	5	2	2	2.75
Willful act / Omission likely to cause mischief	0	6	2	2	2.50
Statutes & Acts	906	1,142	1,100	1,105	1,063.25
Children's Law Reform Act - Custody order	2	0	0	0	0.50

OPP 2022 Calls for Service Details
Wellington Co
For the calendar years 2017 to 2020

Calls for Service Billing Workgroups	Calls for Service Count				Four Year Average
	2017	2018	2019	2020	
Children's Law Reform Act - Other	0	1	0	0	0.25
Custody Dispute	4	13	4	12	8.25
Family Law Act - Custody/Access order	3	7	1	4	3.75
Family Law Act - Master Code	0	3	0	0	0.75
Family Law Act - Order for possession of matrimonial home	0	1	0	0	0.25
Family Law Act - Other	0	14	0	0	3.50
Family Law Act - Restraining order	0	2	0	1	0.75
Landlord / Tenant	117	156	153	142	142.00
Mental Health Act	218	318	308	277	280.25
Mental Health Act - Attempt Suicide	52	54	50	33	47.25
Mental Health Act - No contact with Police	48	47	30	62	46.75
Mental Health Act - Placed on Form	43	53	44	35	43.75
Mental Health Act - Threat of Suicide	134	149	118	117	129.50
Mental Health Act - Voluntary Transport	67	69	73	77	71.50
Trespass To Property Act	217	253	319	335	281.00
Youth Criminal Justice Act (YCJA)	1	2	0	1	1.00
Mental Health Act - Apprehension	0	0	0	9	2.25
Traffic	1,546	1,629	1,901	1,487	1,640.75
MVC - Fatal (Motor Vehicle Collision)	5	10	13	7	8.75
MVC - Others (Motor Vehicle Collision)	14	20	16	8	14.50
MVC - Pers. Inj. Failed to Remain (Motor Vehicle Collision)	6	3	3	6	4.50
MVC - Personal Injury (Motor Vehicle Collision)	101	84	118	118	105.25
MVC - Prop. Dam. Failed to Remain (Motor Vehicle Collision)	85	79	89	69	80.50
MVC - Prop. Dam. Non Reportable (Motor Vehicle Collision)	547	639	716	501	600.75
MVC - Prop. Dam. Reportable (Motor Vehicle Collision)	755	773	934	772	808.50
MVC (Motor Vehicle Collision) - Master Code	30	19	10	6	16.25
Road Rage	3	2	2	0	1.75
Violent Criminal Code	441	582	499	439	490.25
Aggravated Assault - Level 3	0	2	1	1	1.00
Arson - Disregard for Human Life	0	0	0	1	0.25
Assault - Level 1	185	213	196	153	186.75
Assault Peace Officer	3	7	4	3	4.25
Assault Peace Officer with weapon OR cause bodily harm	2	3	1	1	1.75
Assault With Weapon or Causing Bodily Harm - Level 2	32	36	29	30	31.75
Attempted Murder	0	1	0	1	0.50
Bestiality - Commit/Compel/Incite Person	0	1	0	0	0.25
Criminal Harassment	31	117	59	37	61.00
Criminal Harassment - Offender Unknown	2	4	3	4	3.25
Criminal Negligence Causing Death	0	0	0	1	0.25
Discharge Firearm with Intent	1	1	0	0	0.50
Extortion	0	3	1	1	1.25
Forcible confinement	1	2	3	6	3.00
Indecent / Harassing Communications	10	11	19	25	16.25
Invitation to Sexual Touching	1	1	0	3	1.25
Manslaughter	0	0	1	0	0.25

OPP 2022 Calls for Service Details
Wellington Co
For the calendar years 2017 to 2020

Calls for Service Billing Workgroups	Calls for Service Count				Four Year Average
	2017	2018	2019	2020	
Mischief - Cause Danger to Life	1	0	0	1	0.50
Murder 1st Degree	0	0	1	2	0.75
Non-Consensual Distribution of Intimate Images	0	2	3	6	2.75
Other Assaults / Admin Noxious thing	0	1	0	3	1.00
Pointing a Firearm	0	1	0	0	0.25
Robbery - Master Code	0	4	0	0	1.00
Robbery - Other	1	0	1	3	1.25
Robbery - Pursesnatch With Violence	1	0	0	1	0.50
Robbery - With Threat of Violence	2	4	1	5	3.00
Sexual Assault	57	57	50	46	52.50
Sexual Assault With a Weapon	0	1	1	1	0.75
Sexual Exploitation	1	0	1	0	0.50
Sexual Interference	13	6	5	7	7.75
Unlawfully Causing Bodily Harm	0	0	1	0	0.25
Utter Threats - Master Code	16	16	15	11	14.50
Utter Threats to Person	76	88	99	86	87.25
Utter Threats to Person - Government Employee	1	0	0	0	0.25
Voyeurism	2	0	4	0	1.50
Other Violatons Against the Person	2	0	0	0	0.50

This page intentionally left blank

OPP 2022 Contract Enhancement Cost Summary

Wellington Co

Estimated cost for the period January 1 to December 31, 2022

2021 Cost Recovery Formula

Salaries and Benefits

		Positions	\$/FTE	\$ Total
Uniform Members	Note 1			
Staff Sergeant		2.00	139,615	279,229
Sergeant		1.00	125,157	125,157
Constable.		17.00	106,938	1,817,940
Total Uniform Salaries		20.00		2,222,326
Statutory Holiday Payout			4,030	80,605
Shift Premiums			1,076	19,367
Uniform Benefits - Full-Time Salaries.			31.51%	700,255
Total Uniform Salaries & Benefits				3,022,553
Detachment Civilian Members	Note 1			
Detachment Administrative Clerk	Full-time	2.00	66,976	133,952
Court Officer - Administration.	Full-time	1.00	67,788	67,788
Crimestoppers Co-ordinator	Full-time	1.00	63,385	63,385
Total Detachment Civilian Salaries		4.00		265,125
Civilian Benefits - Full-Time Salaries			32.17%	85,291
Total Detachment Civilian Salaries & Benefits				350,416
Support Costs - Salaries and Benefits				
Communication Operators			6,832	136,640
Prisoner Guards			2,016	40,320
Operational Support			5,154	103,080
RHQ Municipal Support			2,720	54,400
Telephone Support			119	2,380
Office Automation Support			673	13,460
Mobile and Portable Radio Support			312	6,240
Total Support Staff Salaries and Benefits Costs				356,520
Total Salaries & Benefits				3,729,489
Other Direct Operating Expenses				
Communication Centre			178	3,560
Operational Support			802	16,040
RHQ Municipal Support			118	2,360
Telephone			1,615	32,300
Mobile Radio Equipment Repairs & Maintenance			39	780
Office Automation - Uniform			2,545	50,900
Office Automation - Civilian			1,778	7,112
Vehicle Usage			8,750	175,000
Detachment Supplies & Equipment			456	9,120
Uniform & Equipment			2,178	43,560
Uniform & Equipment - Court Officer	Note 2		920	524
Administrative Vehicle	Note 3		6,128	10,766
Canine Vehicle	Note 4		24,484	24,484
All Terrain Vehicle.	Note 5		1,835	3,669
All Terrain Vehicle Trailer	Note 6		1,736	1,736
Canine Maintenance	Note 7		9,840	9,840
Additional Municipally Leased Desktop Computer.	Note 8		1,116	7,812
Additional Municipally Leased Laptop Computer.	Note 8		1,395	1,395
Total Other Direct Operating Expenses				400,959

Total 2022 Estimated Enhancement Cost	\$ 4,130,448
--	---------------------

Total OPP-Policed Properties	40,639
-------------------------------------	---------------

Cost Per Property	\$ 101.64
--------------------------	------------------

OPP 2022 Contract Enhancement Cost Summary
Wellington Co
Estimated cost for the period January 1 to December 31, 2022

Notes:

- 1) Salary rates are based on weighted average rates for municipal detachment staff by rank, level and classification. The 2022 salaries incorporate the 2022 general salary rate increases set in the 2019 to 2022 OPPA Uniform and Civilian Collective Agreements, (uniform staff - 1.85%, civilian staff - 1.0%). The benefit rates are based on the most recent rates set by the Treasury Board Secretariat, (2021-22). Statutory Holiday Payouts, Shift Premiums, and Benefit costs are subject to reconciliation.
- 2) Uniform & Equipment - Court Officer costs are not charged in the first year of the contract. The costs have been pro-rated at an annual rate of \$920 per member for the period June 7 to December 31, 2022 based on the June 7, 2021 start date of the court officer FTE (208/365 days x \$920 x 1 FTE = \$524).
- 3) Two (2) Administrative vehicles are included in this costing. The annual cost of the administrative vehicle added effective January 1, 2021 is \$4,638 (depreciation costs are excluded until 2024). The annual cost for the pre-existing vehicle is the standard rate of \$6,128.
- 4) One (1) Canine Unit vehicle is included in this costing at a current annual cost of \$24,484 per vehicle.
- 5) Two (2) All Terrain Vehicles is included in this costing at a current annual cost of \$1,835 each.
- 6) One (1) All Terrain Vehicle Trailer is included in this costing at a current annual cost of \$1,736 each.
- 7) Canine Program Costs include Canine Training, Kennel and Canine Maintenance at an annual cost of \$9,840.
- 8) Additional Municipally Leased Computers includes seven (7) desktop computers and one (1) notebook computer, which were previously under a separate agreement with the OPP IT Section, at the current Cost-Recovery Formula rate of \$1,116 and \$1,395, respectively.

OPP 2020 Reconciled Year-End Summary
Wellington Co
Reconciled cost for the period January 1 to December 31, 2020

			Cost per Property \$	Total Cost \$
Base Service	Property Counts			
	Household	38,076		
	Commercial and Industrial	2,014		
	Total Properties	<u>40,090</u>	184.61	7,401,031
Calls for Service				
	Total all municipalities	164,063,561		
	Municipal portion	3.2705%	133.84	5,365,640
Overtime			11.02	441,906
Contract Enhancements	(see summary)		72.63	2,911,811
Prisoner Transportation	(per property cost)		1.26	50,513
Total 2020 Reconciled Costs			<u>403.36</u>	<u>16,170,902</u>
2020 Billed Amount				<u>16,912,617</u>
2020 Year-End-Adjustment				<u><u>(741,715)</u></u>

Note

The Year-End Adjustment above is included as an adjustment on the 2022 Billing Statement.
This amount is incorporated into the monthly invoice amount for 2022.

This page intentionally left blank

OPP 2020 Reconciled Contract Enhancement Cost Summary

Wellington Co

Reconciled cost for the period January 1 to December 31, 2020

2019 Cost Recovery Formula

Salaries and Benefits

		Positions	\$/FTE	Total \$
Uniform Members	Note 1			
Staff Sergeant		2.00	135,199	270,399
Sergeant		1.00	121,017	121,017
Constable.		17.00	103,094	1,752,599
Total Uniform Salaries		20.00		2,144,015
Statutory Holiday Payout			3,880	77,605
Shift Premiums			1,076	19,367
Uniform Benefits - Full-Time Salaries.			30.37%	651,137
Total Uniform Salaries & Benefits				2,892,124
Detachment Civilian Members	Note 1 / 2			
Detachment Administrative Clerk	Full-time	1.50	65,281	98,100
Crimestoppers Co-ordinator	Full-time	1.00	60,603	60,603
Total Detachment Civilian Salaries		2.50		158,703
Civilian Benefits - Full-Time Salaries			29.53%	46,865
Total Detachment Civilian Salaries & Benefits				205,568
Support Costs - Salaries and Benefits				
Communication Operators			6,635	132,700
Prisoner Guards			1,764	35,280
Operational Support			5,037	100,740
RHQ Municipal Support			2,488	49,760
Telephone Support			120	2,400
Office Automation Support			644	12,880
Mobile and Portable Radio Support			200	4,000
Total Support Staff Salaries and Benefits Costs				337,760
Total Salaries & Benefits				3,435,452
Other Direct Operating Expenses				
Communication Centre			167	3,340
Operational Support			830	16,600
RHQ Municipal Support			249	4,980
Telephone			1,462	29,240
Mobile Radio Equipment Repairs & Maintenance .			102	2,040
Office Automation - Uniform			2,390	47,800
Office Automation - Civilian			1,812	4,535
Vehicle Usage			8,805	176,100
Detachment Supplies & Equipment			534	10,680
Uniform & Equipment			1,974	39,480
Administrative Vehicle	Note 3		8,709	8,709
Canine Vehicle	Note 4		29,556	29,556
All Terrain Vehicle.	Note 5		2,157	4,315
All Terrain Vehicle Trailer	Note 6		908	908
Canine Maintenance	Note 7		8,382	8,382
Additional Municipally Leased Desktop Computer.	Note 8		1,119	7,833
Additional Municipally Leased Laptop Computer. .	Note 8		1,415	1,415
Total Other Direct Operating Expenses				395,913
Sub-Total Enhancement Cost				3,831,364
Contractual Hours Reduction, If Applicable	Note 9		-	919,553
Total 2020 Reconciled Enhancement Cost				2,911,811

OPP 2020 Reconciled Contract Enhancement Cost Summary

Wellington Co

Reconciled cost for the period January 1 to December 31, 2020

Notes:

- 1) Salary rates are based on weighted average rates for municipal detachment staffing by rank, level and classification. The 2020 salaries incorporate the January 1, 2020 general salary rate increases set in the 2019 to 2022 OPPA Uniform and Civilian Collective Agreements, (2.15% for uniform staff and 1.25% for civilian staff). The benefit rates are based on the rates set by the Treasury Board Secretariat, (2020-21). Statutory Holiday Payouts, Shift Premiums, and Benefit costs are subject to reconciliation.
- 2) The additional Full Time Detachment Administrative Clerk FTE has been pro-rated based on the start date of July 1, 2020
- 3) An Administrative vehicle is included in this costing at a current annual cost of \$8,709 per vehicle.
- 4) A Canine Unit vehicle is included in this costing at a current annual cost of \$29,556 per vehicle.
- 5) Two (2) All Terrain Vehicles is included in this costing at a current annual cost of \$2,157 each.
- 6) One (1) All Terrain Vehicle Trailer is included in this costing at a current annual cost of \$908 each.
- 7) Canine Program Costs include Canine Training, Kennel and Canine Maintenance at an annual cost of \$8,382.
- 8) Additional Municipally Leased Computers includes seven (7) desktop computer and one (1) laptop computer which was previously under a separate agreement with the OPP IT Section, at the current Cost-Recovery Formula rate of \$1,119 and \$1,415 respectively.
- 9) The municipality receives an under hours credit in the amount of \$919,553. This credit is calculated using the number of hours below contractual hours (28,340 contractual hours less 21,020 hours provided = shortfall of 7320 hours) divided by the total contractual hours multiplied by the total uniform policing costs exclusive of overtime: \$3,560,144.

Contractual Hours Calculation

Billable Uniform Contract Enhancement Hours Worked			24,977
Calls For Service Hours Removed			(3,957)
Total Uniform Enhancement Hours Worked In Contract			21,020
Minimum Hours Required in Contract	20.00	FTEs x 1417	28,340
Total Hours Below Minimum Hours Required			(7,320)
Total Percentage Reduction (7320 / 28340)			25.83%
X (Uniform Salaries + Uniform related ODOE)		X	3,560,144
Reduction Applied:			\$ (919,553)



**County of Wellington O.P.P.
Police Services Board Report**

October 2021

Detachment Commander:
Inspector Paul Richardson



From the Detachment Commander

Wellington County OPP welcomed six more recruits and two experienced police officers to the County. They have completed their OPP and OPC training and are eager to begin their service to the people of Wellington County. These members have definitely hit the ground running, having been engaged in the investigation of serious motor vehicle collision, domestic violence investigations and impaired driving investigations in their first few days in the county.

Please join me in welcoming the newest Staff Sergeant to Wellington County. Newly promoted Staff Sergeant Jennifer Neamtz will join the Wellington OPP team in December and brings with her a wealth of experience from various areas of policing. Having participated in the Staff Sergeant selection process and knowing the knowledge skills and abilities Staff Neamtz possesses, I look forward to her joining our team. Staff Sergeant Neamtz will join a Police Service Board meeting in the near future for a proper introduction.

I am very happy to introduce a presentation by Provincial Constable Beth Hickey, Liz Kent from Victim Services and Sarah Bowers-Peter from Crime Stoppers as they provide an update and ongoing information on our efforts to combat human trafficking by educating the populace and supporting those effected by human trafficking.

We also welcome Staff Sergeant Jeff Cooper of our UCRT team to the meeting. This presentation contributes to our series of presentations on resources and services provided by the OPP that are external to Wellington County OPP but available when needed.

Our seasons are changing, the days are getting shorter, I would like to remind everyone to please keep your vehicle lights on for greater visibility, scan the ditches for wildlife as you drive and be prepared for changing weather conditions. Stay safe and drive safe everyone!



Inspector Paul Richardson
519-846-5930

Index

Crime	3
Traffic	5
Community Response	7
Courts	9
Personnel & Acknowledgements	10
Statistics	11
Report Summary	13

I've learned that people will forget what you said, people will forget what you did, but people will never forget how you made them feel - Maya Angelou

Executive Summary

Crime

Crime Unit

Supervisor: Acting Detective Sergeant Jennifer Foley

In July 2021, the Wellington County Crime Unit held a competition for Detective Constable Vacancies. Two successful candidates were selected and started with the unit in September. Both members bring a wealth of knowledge and experience to the Crime Unit.

Detective Constable Anderson started his career with the OPP in 2014 as an Auxiliary Officer and working as a civilian with the OPP Technical Support Branch. D/C Anderson became a Provincial Constable in 2016 assigned to Wellington County and has completed deployments to North West Region. D/C Anderson has spent the past 2 ½ years working in the Wellington County Community Street Crime Unit.

Detective Constable Green has been an officer with the OPP since 2016 when he was assigned to Wellington County and also completed deployments to North West Region. D/C Green has been a coach officer to new recruits and has assisted on a number of Crime investigations. D/C Green has been recognized for investigative excellence in property crimes and will be receiving a Commissioners Citation for saving the life of a 17 year old girl in Elora.

On September 6th, 2021 the Wellington County Crime Unit initiated a criminal investigation involving the fraudulent purchase of a large quantity of lumber from an area business. The victim in this case had experienced a loss of over \$100,000. The investigation resulted in a search warrant being executed and \$88,000 of the stolen product was recovered and returned to the victim. The investigation is continuing and criminal charges of theft, possession of stolen property, trafficking in property obtained by crime and fraud are expected.



Seniors and vulnerable adults in our community continue to be victims of abuse and neglect. Elder abuse can be defined as any act that harms or threatens to harm the health or well-being of an older adult. Crimes against the elderly can amount to physical abuse; assaults or sexual assault, psychological abuse; threats or harassment and financial abuse; fraud, forgery or misuse of Power of Attorney. In the month of September the Wellington County Crime Unit began investigating four incidents of criminal offences committed against older/vulnerable adults. To date, one person has been charged with voyeurism and distributing a voyeuristic recording. Two incidents of fraud, and one incident of neglect continue to be investigated.

Community Street Crime Unit

Supervisor: Acting Detective Sergeant David Lewis

In September of 2021, two new officers joined the Wellington County Community Street Crime Unit, each committing to a four year term. Detective Constable M. Kassis, who has been an officer with the OPP since April of 2015, and Detective Constable L. Longo, who has been an officer with the OPP since April 2015, are both focused and committed to combating the drug and property crime concerns in Wellington County.

On September 24th, officers received a suspicious vehicle call. A victim of human trafficking called 911 regarding a suspicious vehicle in area of her residence. The victim recently testified in court and was concerned for their safety. A Wellington County CSCU member, who immediately recognized the seriousness of the incident, responded by conducting covert observations in area of victim's home. Through investigation, CSCU members identified that the victims' address had in fact been compromised. The CSCU member's attention to detail was critical in changing the narrative of this incident. The actions that were taken by the officers were appreciated by the victim and their family, and eliminated the potential for a horrible outcome.

Throughout September, the Wellington County CSCU also worked with a neighbouring County CSCU team to apprehend a wanted male who was knowingly evading police, often hiding in small towns, including communities in Wellington County. The male was known to be distributing significant amounts of methamphetamine throughout the area.

On the September 14th, 2021, the wanted male was followed from Harriston to Waterloo Region, where he met with another male and an exchange was observed. Following the drug transaction, the suspect and three other occupants were followed to Petersburg where they were stopped and arrested at a gas station/convenience store. The vehicle they were using was searched incident to arrest. Officers located and seized various packages containing methamphetamine and other drugs, with an estimated street value of \$9,330.00. Police also seized offence related property, consisting of drug trafficking paraphernalia and \$545.00 in Canadian currency. The male was held for bail and remains in custody. The other occupants were also charged with drug related offences as a result of the investigation. The collaborative teamwork resulted in an arrest of a dangerous individual trying to shelter himself in our small unsuspecting communities.



Traffic

Traffic Management Unit

Supervisor: Sergeant Darryl Porterfield

Traffic Management Unit

Black Cat Speed Monitoring Devices

The Black Cat devices were deployed to the following locations this month:

Location	Community Complaint	Length of Study	Number of Vehicles:	Recommend Enhanced Enforcement	MVC's Previous 5 years
Irvine St, Centre Wellington	Yes	Pending	Pending	Pending	0
Marden Rd., East of Highway 6, Guelph-Eramosa	Yes	7 days	12,512	No	0
Sopia St, Centre Wellington	Yes	Pending	Pending	Pending	2
Sideroad 19, Centre Wellington	Yes	15 days	32,987	No	0

The Black Cats have now been deployed to 52 different locations in 2021. This data is also being used to target specific complaint locations from members of the community.

ATV Patrol

The ATV's are fully operational and have been recently utilized for proactive enforcement patrols in the Conestoga Lake area.

Marine Patrol

Proactive Marine Patrols in the county have ended for the 2021 Season. During the course of the season Wellington OPP Marine Operators conducted approximately 191 hours of marine patrols on Puslinch Lake, Guelph Lake, Belwood Lake and Conestoga Lake.

Community Events

Wellington TMU in conjunction with the various uniform platoons and the Community Response Unit conducted a "Back to School Traffic Safety Initiative" from September 7th to September 17th, 2021. Officers from TMU, CRU and Uniform Platoons engaged in high visibility enforcement of our local

schools. Officers targeted the “Big 4” Offences of Aggressive Driving/Speeding, Impaired Driving, Seatbelt Usage, and Distracted Driving. During the initial two week officers laid the following charges:

- 51 Speeding
- 10 Disobey Stop Sign
- 7 - Fail to Wear Seatbelt
- 1- Distracted Driving
- 2 - Compulsory Automobile Insurance Act
- 7 - Other Highway Traffic Act
- 21 – Warnings



Wellington TMU members continued to conduct enhanced “Back to School” patrols for the remainder of September, issuing an additional 227 charges and written warnings to drivers.

Focused Patrols

Wellington TMU members along with Uniform Platoon are continuing to conduct enhanced “Focused Patrols” of Wellington Road 124 (Guelph-Eramosa Township and Erin Township), Wellington Road 21 (Centre Wellington), and Highway 6 (Wellington North). These areas were identified in a recent Wellington OPP Collisions Reduction Study as three of the leading locations for fatal motor vehicle collision in Wellington County over the past five years. This focused patrol has been extended for an additional three months.



Community Response

Community response Unit

Supervisor: Sergeant Cory Trewartha

The Wellington County Community Response Unit (CRU) launched in mid-September. Since the launch, the unit has conducted proactive foot patrols and R.I.D.E. programs throughout the County. CRU members attended and participated in the grand opening of the Palmerston Youth Hub with many of our local community partners and leaders. The CRU members engaged with the ACOG to investigate a number of current and historical complaints that have come from Wellington County. The CRU unit has also completed a proactive impaired driving arrest and executed three outstanding arrest warrants within the County.

CRU members attended the Minto Tuff Truck and the Mount Forest Metal Mashup to be visible at community events and to provide opportunities to engage the public and community partners

IMPACT (Integrated Mobile Police and Crisis Team)

August 2021

Individuals Served	Requests for Service	Live Calls With Police	Calls Diverted From Hospital
83	43	48	85.4%

Auxiliary Unit

Unit Commander: Acting Auxiliary Staff Sergeant J. SWAN

Liaison: Provincial Sergeant Mike POLAN.

We welcome PC Kyle Draves to the Auxiliary Unit as the new Liaison Officer effective September 21st. and we would like to thank Sergeant Mike Polan for his leadership and many years of service to the unit.

The focus of our training this month was familiarization with the cruisers. We went over cruiser checks and some of the equipment in the vehicles. Our online Q3 training consisted of an Opioid Training and Refresher Information module on the OPP Intranet.

Our members have been cleared to return to patrol duties. There is no mandate at this time from the Auxiliary Program Office for Auxiliary members to complete patrol hours due to the Covid situation. Our members are completing patrol shifts if they feel comfortable doing so.

Auxiliary officers completed approximately 70 hours of Marine Patrol this summer, which is exceptional considering our number of Marine qualified officers is down from what we would normally have. Auxiliary Sergeant UNWIN is in the process of arranging for some of our new members to take the required swim test so we will have additional officers ready for next year.

We have some members available to complete Safeguard audits on a monthly basis should they be required. We are also available for any community outreach such as Lock it or Lose it if needed. We would typically assist the Centre Wellington Food Bank with their Thanksgiving food drive but that has been put on hold at the request of the food bank due to Covid. We will reach out to the food bank again closer to Christmas to see if they require any assistance at that time.

Media

Provincial Constable Josh Cunningham
Provincial Constable Cheri ROCKEFELLER

The Wellington County Media Unit issued 31 media releases this month. Media officers also attended a Regional Media Officer meeting on September 15th and PC Cheri ROCKEFELLER participated in the National Police Memorial Run on September 25th.

The Media unit participated in a meeting with the Wellington Advertiser on September 29th that included the Wellington County OPP Command Staff. This meeting was held to discuss the upcoming implementation of body worn cameras and the creation of a Collision Reporting Centre at the Centre Wellington Operations Centre in Fergus.



Courts

Wellington County Court Case Management

Supervisor: Sergeant Scott Vallier

The court bureau recently had a Special Constable hiring competition. There were 12 very qualified candidates short listed. The candidates completed an assignment, oral presentations and interview. The competition is complete and the successful candidate will be identified soon.

One notable change we are seeing at the courthouse recently, is that more Bench Warrants are being issued than Bench summons. There are different reasons this could be occurring but it appears accused person(s) are getting better at attending Zoom appearances and after a couple of warnings with a Bench Summons they are now being issued warrants.



Acknowledgements

Recruits

On September 24th, 2021 Wellington County OPP welcomed six new recruits. Bringing the total of new recruits assigned to Wellington County over the past few months to 12. Each recruit has been assigned a coach officer that will guide them throughout their first year of service. Congratulations to each of them and welcome to Wellington County Detachment.

Provincial Constable Tabitha BAIETU joined the OPP on June 4th, 2021, after 13-years as a registered dental hygienist in the Kitchener-Waterloo area. The goal of becoming a police officer started about four years ago. After losing her father she reflected on the influences of her life and set out to find a career that would allow her to be a positive female role model for her family and her community. Making each day count and having a kind heart for those who unexpectedly need one are just two of the reasons she is eager to put on the uniform each shift. After being coached by PC Phung out of the Fergus office, she will be reporting to Teviotdale, A platoon. Welcome to the Wellington County OPP, Tabitha.

After working as an outreach worker for the City of Stratford, Provincial Constable Morgan SHERRER joined the OPP on June 4th, 2021. For her, serving the community and helping those in need came built-in. With parents that had careers that served those in need, she grew up immersed in honorable intent. After earning a psychology degree from Queens she completed a Master of Arts in Leadership Studies at the University of Guelph. After PC ERNIKOGLU's coaching on A platoon, she will be reporting to Teviotdale. Welcome to the Wellington County OPP, Morgan.

Commissioner's Commendations

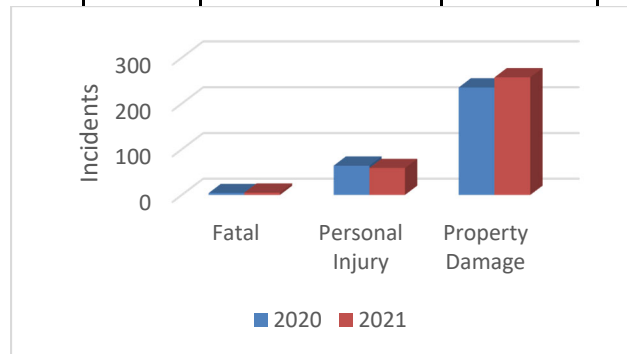
Wellington County OPP Detective Constable D. TELFER and Detective Constable Don WATSON received a Commissioner's Commendation for a multi-jurisdictional investigation into three bank robberies that intertwined with other agencies. This extensive and complex investigation which deployed a variety of investigative techniques and strategies resulted in a prolific offender being arrested and brought to justice.



Quarterly Statistics Summary - July to September

Motor vehicle Collisions by Type

Incidents	July to September			Year to Date - September		
	2020	2021	% Change	2020	2021	% Change
Fatal	4	5	25.0%	7	10	42.9%
Personal Injury	64	59	-7.8%	143	138	-3.5%
Property Damage	235	257	9.4%	871	719	-17.5%
Total	303	321	5.9%	1,021	867	-15.1%

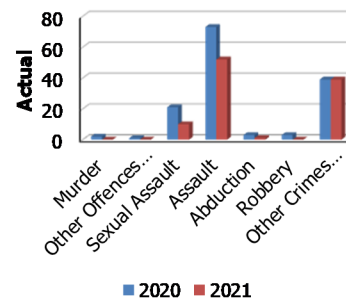


Fatalities in Detachment Area

Incidents		July to September			Year to Date - September		
		2020	2021	% Change	2020	2021	% Change
Motor Vehicle Collision	Fatal Incidents	4	5	25.0%	6	10	66.7%
	Alcohol Related	1	2	100.0%	1	4	300.0%
Off-Road Vehicle	Fatal Incidents	0	0	--	1	0	-100.0%
	Alcohol Related	0	0	--	1	0	-100.0%
Motorized Snow Vehicle	Fatal Incidents	0	0	--	0	0	--
	Alcohol Related	0	0	--	0	0	--
Persons Killed		July to September			Year to Date - September		
		2020	2021	% Change	2020	2021	% Change
Motor Vehicle Collision		4	5	25.0%	6	10	66.7%
Off-Road Vehicle		0	0	--	1	0	-100.0%
Motorized Snow Vehicle		0	0	--	0	0	--

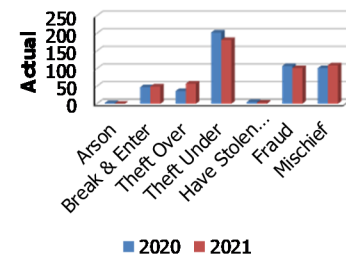
Violent Crime

Actual	June to September			Year to Date - September		
	2020	2021	% Change	2020	2021	% Change
Murder	2	0	-100.0%	2	0	-100.0%
Other Offences Causing Death	1	0	-100.0%	1	0	-100.0%
Attempted Murder	0	0	--	0	0	--
Sexual Assault	21	10	-52.4%	41	24	-41.5%
Assault	73	52	-28.8%	134	122	-9.0%
Abduction	3	1	-66.7%	4	1	-75.0%
Robbery	3	0	-100.0%	8	3	-62.5%
Other Crimes Against a Person	39	39	0.0%	83	88	6.0%
Total	142	102	-28.2%	273	238	-12.8%



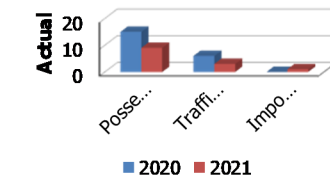
Property Crime

Actual	June to September			Year to Date - September		
	2020	2021	% Change	2020	2021	% Change
Arson	2	0	-100.0%	4	0	-100.0%
Break & Enter	47	49	4.3%	100	88	-12.0%
Theft Over	36	57	58.3%	88	104	18.2%
Theft Under	202	181	-10.4%	421	376	-10.7%
Have Stolen Goods	5	3	-40.0%	9	9	0.0%
Fraud	107	101	-5.6%	260	238	-8.5%
Mischief	101	109	7.9%	185	205	10.8%
Total	500	500	0.0%	1,067	1,020	-4.4%



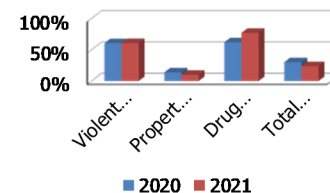
Drug Crime

Actual	June to September			Year to Date - September		
	2020	2021	% Change	2020	2021	% Change
Possession	15	9	-40.0%	36	22	-38.9%
Trafficking	6	3	-50.0%	18	10	-44.4%
Importation and Production	0	1	--	0	1	--
Total	21	13	-38.1%	54	33	-38.9%



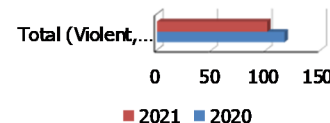
Clearance Rate

Clearance Rate	June to September			Year to Date - September		
	2020	2021	Difference	2020	2021	Difference
Violent Crime	60.6%	60.8%	0.2%	62.3%	64.3%	2.0%
Property Crime	13.8%	10.0%	-3.8%	15.3%	13.2%	-2.0%
Drug Crime	61.9%	76.9%	15.0%	72.2%	78.8%	6.6%
Total (Violent, Property & Drug)	30.1%	23.9%	-6.2%	30.5%	28.1%	-2.4%



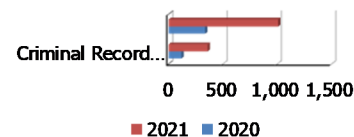
Unfounded

Unfounded	June to September			Year to Date - September		
	2020	2021	% Change	2020	2021	% Change
Total (Violent, Property & Drug)	117	101	-13.7%	227	208	-8.4%



Criminal Record and Vulnerable Sector Screening Checks

Actual	June to September			Year to Date - September		
	2020	2021	% Change	2020	2021	% Change
Criminal Record Checks	118	359	204.2%	426	670	57.3%
Vulnerable Sector Screening Checks	336	1,007	199.7%	1,023	1,670	63.2%



Report Summary

As we enter the new Fall season, a sense of normalcy seems to be sprouting. With some things starting to return to pre-pandemic life. Wellington County OPP has seen an increase in the demand for policing services and this will only increase as life returns to normal.

September was another busy month with personnel changes. We are excited to meet newly promoted Staff Sergeant Jennifer Neamtz, we have six new recruits that have already started patrols within the County and two experienced police officers that have joined the Wellington County OPP.

Both the Wellington County Crime Unit and the Wellington County Community Street Crime Unit saw personnel changes with two seasoned members joining each of these units. Both units also took part in multiple investigations seizing roughly \$10,000 in illicit drugs and recovering almost \$90,000 in stolen property from just the two occurrences presented in this report.

Our Community Response Unit launched this month and the officers have already been busy working with other government agencies to resolve historical public complaints and community organizations to make themselves available and visible to the public while attending community events.

As September ends we look towards October and the implementation of the new Collision Reporting Centre in Centre Wellington Operations Centre.

We anticipate a direct correlation between the number of calls for service and the diminishing COVID restrictions. We expect calls for service to go up as members of the public will be out in a greater capacity. We encourage everyone to follow Public health guidelines and stay safe.



Contacts

In an emergency DIAL 911

You can also call
1 888 310 1122
1 888 310 1133 (TTY)
Anywhere in Ontario, 24-hour toll free

Non-emergency calls

Please call
1 888 310 1122
1 888 310 1133 (TTY)
Anywhere in Ontario, 24-hour toll free

County of Wellington OPP Detachments

Centre Wellington Operations Centre

371 Charles Allan Way,
Fergus, ON N1M 2W3
Non-Emergency 519-846-5930
Fax 519-846-5460

South Wellington Operations Centre

5145 Wellington Road 27,
Rockwood, ON N0B 2K0
Non-Emergency 519-856-1506
Fax 519-846-2327

North Wellington Operations Centre

6725 Wellington Road 109,
Palmerston, ON N0G 2P0
Non-Emergency 519-343-5770
Fax 519-343-5780

OPP General Headquarters

Ontario Provincial Police
General Headquarters
Lincoln M. Alexander Building
777 Memorial Avenue
Orillia, ON
L3V 7V3

General inquiries: 705 329-6111
8:00 am to 4:00 pm, Monday to Friday

-  www.opp.ca
-  [Report a Crime Online](#)
-  [News releases](#)
-  [Upcoming events](#)
-  [Social media](#)



Ticket Activity		Number	Value			
Tickets - Entered						
ALPHADIGITAL Ticket		533	\$18,405.00			
Manually Entered Ticket		22	\$650.00			
Skeletal Ticket		0	\$0.00			
Subtotal Tickets Entered		555	\$19,055.00			
Tickets - Reactivations						
Voids - Reinstated		0	\$0.00			
Dismissals - Reversed		0	\$0.00			
Waived - Reversed		0	\$0.00			
Subtotal Ticket Reactivated		0	\$0.00			
Tickets - Removed						
Voided		23	\$1,240.00			
Dismissed		0	\$0.00			
Waived		0	\$0.00			
Skeletal Ticket Matches		0	\$0.00			
Subtotal Ticket Removed		23	\$1,240.00			
Total Ticket Activity		532	\$17,815.00			
Fines and Fees Added						
Fines Added		0	\$0.00			
Late Fees Added		0	\$0.00			
NSF Fees Added		0	\$0.00			
Other Fees Added		0	\$0.00			
Total Fines and Fees Added		0	\$0.00			
Fines and Fees Removed						
Fines Removed		0	\$0.00			
Late Fees Removed		0	\$0.00			
NSF Fees Removed		0	\$0.00			
Other Fees Removed		0	\$0.00			
Total Fines and Fees Removed		0	\$0.00			
Total Change from		Ticket Activity and Added Fees		\$17,815.00		
Payment Activity	Number	Fine	Late Fee	NSF Fee	Service Fee	Total \$
Ticket - Payments						
Fully Paid	339	\$9,780.00	\$825.00	\$0.00	\$0.00	\$10,605.00
Partially Paid	0	\$0.00	\$0.00	\$0.00	\$0.00	\$0.00
Over Payments	0	\$0.00	\$0.00	\$0.00	\$0.00	\$0.00
Subtotal Payments	339	\$9,780.00	\$825.00	\$0.00	\$0.00	\$10,605.00
Outside Payments	339	\$9,780.00	\$825.00	\$0.00	\$0.00	\$10,605.00
Ticket Payments Rescinded						
Payment Reversals	0	\$0.00	\$0.00	\$0.00	\$0.00	\$0.00
NSF Reversals	0	\$0.00	\$0.00	\$0.00	\$0.00	\$0.00
Subtotal Rescinded Payments	0	\$0.00	\$0.00	\$0.00	\$0.00	\$0.00
Refunded Overpayments	0	\$0.00				\$0.00
Payments	339	\$9,780.00	\$825.00	\$0.00	\$0.00	\$10,605.00
Total Fees Paid				\$0		\$0.00
Gross Revenue(Total Payments - Total Fees Paid)						\$10,605.00
Adjustments	Uncollectable Fines and Fees			0		\$0.00
Net Database Change(Total Change from Activity and Added Fees - Total Payments - Adjustments)						\$7,210.00



COUNTY OF WELLINGTON

COMMITTEE REPORT

To: Chair and Members of the Police Services Board
From: Kelly-Ann Wingate, Purchasing and Risk Analyst
Date: Wednesday, October 13, 2021
Subject: False Alarm Revenue Report

Background:

False Alarm revenue collected for 2021.

Month	False Alarms sent to the County for invoicing	Amount invoiced to customers	Amount collected to date
January	17	\$1150	\$850
February	14	\$950	\$400
March	21	\$1,200	\$1,900
April	22	\$1,100	\$1,100
May	17	\$1,350	\$1,100
June	19	\$1,600	\$800
July	32	\$2,150	\$2,200
August	37	\$2,600	\$1,150
September	21	\$1,450	\$850
October			
November			
December			
2021 YTD	200	\$13,550	\$10,350
2020 Totals	189	\$16,600	\$20,800

Recommendation:

That the October False Alarm Revenue Report be received for information.

Respectfully submitted,

Kelly-Ann Wingate
Purchasing and Risk Analyst